

Husky Records



INDIVIDUAL SCHOOL RECORDS

Points Scored

Game	49, Bob Houbregs vs. Idaho, 1/10/53
Season	846, Bob Houbregs, 1953 (33 games)
Career	2,073, Chris Welp, 1984–87 (129 games)

Field Goals Made

Game	20 (of 35), Bob Houbregs vs. Seattle U., 3/13/53
Season	325 (of 604), Bob Houbregs, 1953
Career	820 (of 1,460), Chris Welp, 1984–87

Field Goals Attempted

Game	35 (made 20), Bob Houbregs vs. Seattle U., 3/13/53
Season	604 (made 325), Bob Houbregs, 1953
Career	1,460 (made 820), Chris Welp, 1984–87

Best Field Goal Percentage

Game (min. 10 att.)	1.000 (10–10), Todd MacCulloch vs. ASU, 2/29/96
Season (min. 150 att.)	.676 (163–241), Todd MacCulloch, 1997
Career (min. 300 att.)	.664 (702–1058), Todd MacCulloch, 1996–99

3-Point Field Goals Made (since 1987)

Game	9 (of 15), Ryan Applby, 2008 at Oregon State, 2/16/08
Season	84 (of 194), Ryan Appleby, 2007
Career	231 (of 559), Ryan Appleby, 2006–08

3-Point Field Goals Attempted (since 1987)

Game	15 (made 5), Ryan Appleby vs. California, 2/2/08 15 (made 9), Ryan Appleby vs. Oregon State, 2/16/08 15 (made 4), Ryan Appleby vs. Arizona State, 2/23/08
Season	203 (made 75), Deon Luton, 1998
Career	573 (made 212), Deon Luton, 1997–2000

3-Point Field Goal Percentage (since 1987)

Game (min. 5 att.)	1.000 (7–7), Senque Carey at Old Dominion, 12/4/99
Season (min. 100 att.)	.527 (39–74), Grant Leep, 2002
Career (min. 100 att.)	.429 (60–140), Grant Leep, 1999–2002

Free Throw Made

Game	18 (of 20), Louie Nelson vs. Oregon State, 3/3/73
Season	196 (of 264), Bob Houbregs, 1953
Career	440 (of 588), Bruno Boin, 1956–57, 1959

Consecutive Free Throw Made

33, Eldridge Recasner, 1989 (Jan. 3–28)

Best Free Throw Percentage

Game (min. 10 att.)	1.000 (14–14), Bill Hanson vs. Idaho, 3/10/61 1.000 (13–13), Bruno Boin vs. OSU, 2/14/59 1.000 (13–13), Bill Hanson vs. USC, 1/14/61 1.000 (13–13), Louie Nelson vs. UO, 3/5/73 1.000 (13–13), Donald Watts vs. Arizona, 1/10/98 1.000 (12–12), Chris Welp vs. UCLA, 12/21/86 1.000 (11–11), Frank Guisness vs. UO, 1952 1.000 (11–11), Chris Welp vs. WSU, 2/22/86 1.000 (10–10), Dave West vs. Cal., 2/19/68 1.000 (10–10), Mike Hayward vs. Oregon, 1/24/88 1.000 (10–10), Jason Hamilton vs. Colorado, 1/2/96
Season (min. 50 att.)	.897 (52–58), Don Vaughn, 1978
Career (min. 100 att.)	.867 (202–233), Curtis Allen, 2001–04

Most Free Throws Attempted

Game	23 (made 16), Dean Parsons vs. BYU, 1955 23 (made 11), Bruno Boin vs. Oregon State, 1957
Season	281 (made 173), Dean Parsons, 1954
Career	600 (made 433), Chris Welp, 1984–87

Most Rebounds

Game	30, Ed Corell vs. Oregon, 2/24/62
Season	386, Steve Hawes, 1971
Career	1,051, Doug Smart, 1957–59

Rebounding Average

Season	14.8 (386 in 26 games), Steve Hawes, 1971
Career	13.5 (1,051 in 78 games), Doug Smart, 1957–59

Most Assists (not kept prior to 1976)

Game	15, Chester Dorsey vs. UCLA, 1975 *16, Rafael Stone vs. California, 2/20/70
Season	219, Will Conroy, 2005
Career	515, Will Conroy, 2002–05

* before official assist statistics were kept

Most Steals (not kept prior to 1976)

Game	9, Jason Hamilton vs. E. Washington, 11/28/95
Season	67, Bryant Boston, 1995
Career	195, Jamie Booker, 1994–97

Most Blocked Shots (not kept prior to 1976)

Game	7, David Dixon vs. Santa Clara, 11/24/01 7, David Dixon at Washington State, 1/31/02
Season	67, Chris Welp, 1986
Career	67, David Dixon, 2002 186, Chris Welp, 1984–87

Most Turnovers (not kept prior to 1974)

Game	11, Ray Price vs. Oregon, 1974 11, Greg Hill vs. Oregon State, 2/14/86
Season	127, Senque Carey, 2000
Career	319, Jamie Booker, 1994–97

Most Personal Fouls

Season	123, Chris Welp, 1987
Career	463, Chris Welp, 1984–87

Most Disqualifications (not kept prior to 1968)

Season	13, Mike Hayward, 1988
Career	32, Mike Hayward, 1988–91



Jason Hamilton connected on all 10 of his free throw attempts against Colorado in 1996.

TEAM SCHOOL RECORDS

Points Scored

Half	74, vs. Chico State, 12/1/93 (130-67)
Game	130, vs. Chico State, 12/1/93 (130-67)
Season	3,026 in 2005 (35 games)

Fewest Points Scored (since 1951)

Half	7, vs. Washington State, 1/24/70 (37-36)
Game	37, vs. Washington State, 1/24/70 (37-36)
Game (pre-1951)	2, vs. Seattle Athletic Club, 1896 (2-3)
Season	1,500 in 1958 (26 games)

Field Goals Made

Game	48 (of 87), vs. UCLA, 2/22/75 (103-81)
Game	48 (of 72), vs. Chico State, 12/1/92 (130-67)
Season	1,102 (of 2,271) in 2005 (35 games)

Field Goals Attempted

Game	102 (made 41), vs. Michigan St., 12/30/64 (92-93)
Season	2,271 (made 1,102) in 2005 (35 games)

Best Field Goal Percentage

Game	.733 (22-30), vs. USC, 1/10/85 (66-50)
Game (min. 60 att.)	.676 (48-71), vs. Chico State, 12/1/92 (130-67)
Season	.517 (826-1597) in 1985 (32 games)

3-Point Field Goals Made (since 1987)

Game	17 (of 33), vs. Nicholls State, 11/13/06
Season	257 (of 670) in 2005 (35 games)

3-Point Field Goals Attempted (since 1987)

Game	34 (made 13), at Arizona, 1/27/05
Season	670 (made 257) in 2005 (35 games)

3-Point Field Goal Percentage (since 1987)

Game	.769 (10-13), vs. Washington State, 1/21/96
Season	.401 (142-354) in 1989 (28 games)

Free Throw Made

Game	40 (of 55), vs. Washington State, 3/9/67 (86-75)
Season	647 (of 919) in 1953 (33 games)

Most Free Throws Attempted

Game	55 (made 40), vs. Washington State, 3/9/67 (86-75)
Season	919 (made 647) in 1953 (33 games)

Best Free Throw Percentage

Game	1.000 (13-13), vs. Seattle Pacific, 12/23/76 (63-43)
Game	1.000 (13-13), vs. USC, 2/12/76 (93-75)
Game (min. 20 att.)	.920 (23-25), vs. Kansas State, 12/17/71 (75-66)
Game	.920 (23-25), vs. Washington State, 2/15/97 (91-70)
Game (min. 30 att)	.886 (31-35), vs. Oregon State, 3/3/73 (83-72)
Season	.749 (522-697) in 2006 (33 games)

Highest Scoring Average

Season	86.5 (3,026 in 35 games) in 2005
--------	----------------------------------

Most Consecutive Unanswered Points Scored

Game	20, vs. Humboldt State, 12/1/80 (87-68)
------	---

Most Rebounds

Game	85, vs. Idaho, 12/2/69 (105-58)
Season	1,429 in 1953 (33 games)



The 1953 squad was 28-3 with an all-time UWV-best 90-percent winning percentage.

Fewest Rebounds

Game	17, vs. Washington State, 1/24/70 (37-36)
Season	883 in 1988 (29 games)

Most Assists (not kept prior to 1976)

Game	36, vs. UCLA, 2/22/75 (103-81)
Season	660 in 2005 (35 games)

Most Steals (not kept prior to 1976)

Game	23, vs. Morgan State, 11/13/05 (118-51)
Season	288 in 2005 (35 games)

Most Blocked Shots (not kept prior to 1976)

Game	14, vs. Santa Clara, 11/24/01 (69-49)
Season	139 in 2002 (28 games)

Most Turnovers (not kept prior to 1975)

Game	34, vs. USC, 3/8/97 (94-84)
Season	588 in 1987 (35 games)

Fewest Turnovers (not kept prior to 1975)

Game	3, vs. Arizona State, 12/29/05 (91-67)
Season	422 in 1977 & 1993 (27 games)

Most Personal Fouls

Game	36, at Oregon, 2/10/04 (95-88, ot)
Season	718 in 2005 (35 games)

Fewest Personal Fouls

Game	6, vs. Texas-El Paso, 12/28/76 (54-49)
Season	427 in 1957 (26 games)

Most Disqualifications (not kept prior to 1968)

Game	5, vs. Connecticut, 3/24/06 (92-98 ot)
Season	34 in 1974 (26 games)

Fewest Disqualifications (not kept prior to 1968)

Season	3 in 1998 (30 games)
--------	----------------------

ALL-TIME LEADERS

Points

Career

No	Player	Years	G	Avg	Pts
1.	Chris Welp	1984-87	129	16.1	2073
2.	Bob Houbregs	1951-53	91	19.5	1774
3.	Todd MacCulloch	1996-99	115	15.2	1743
4.	Eldridge Recasner	1987-90	117	14.5	1700
5.	James Edwards	1974-77	105	14.7	1548
6.	Steve Hawes	1970-72	73	20.8	1516
7.	Louie Nelson	1971-73	83	18.1	1504
8.	Deon Luton	1997-00	117	12.7	1488
9.	Doug Smart	1957-59	78	18.9	1478
10.	Brandon Roy	2002-06	103	14.3	1477
11.	Detlef Schrempf	1982-85	122	11.9	1449
12.	Bill Hanson	1960-62	80	17.8	1425
13.	Bruno Boin	1956-57, 59	79	17.1	1330
14.	Paul Fortier	1983-86	120	11.1	1326
15.	Clarence Ramsey	1974-76	80	16.5	1323
16.	Mark Sanford	1995-97	82	16.1	1318
17.	George Irvine	1968-70	78	16.8	1314
18.	Jon Brockman	2006-present	97	13.4	1299
19.	Andra Griffin	1978-81	107	12.1	1294
20.	Nate Robinson	2002-05	89	14.4	1283
21.	Bobby Jones	2002-06	125	9.8	1226
22.	Stan Walker	1977-80	109	10.8	1175
23.	Donald Watts	1996-99	110	10.5	1158
24.	Will Conroy	2001-05	121	9.2	1113
25.	Dean Parsons	1952-55	105	10.5	1101
26.	Frank Guisness	1950-52	90	11.9	1070
27.	Jack Nichols	1944, 47-48	90	11.9	1067
28.	Ray Price	1972-74	81	13.1	1064
29.	Mike Hayward	1988-91	113	9.4	1058
30.	Dion Brown	1989-91	84	12.6	1056
31.	Gordy Harris	1965-67	75	14.1	1054
32.	Bryant Boston	1992-96	99	10.2	1010



Chris Welp amassed a school-record 2,073 points

Career Scoring Average

No	Player	Years	G	Pts	Avg
1.	Steve Hawes	1970-72	73	1516	20.8
2.	Bob Houbregs	1951-53	91	1774	19.5
3.	Doug Smart	1957-59	78	1478	18.9
4.	Louie Nelson	1971-73	83	1504	18.1
5.	Bill Hanson	1960-62	80	1425	17.8
6.	Bruno Boin	1956-57, 59	79	1330	17.1
7.	George Irvine	1968-70	78	1314	16.8
8.	Clarence Ramsey	1974-76	80	1323	16.5
9.	Mark Sanford	1995-97	82	1318	16.1
	Chris Welp	1984-87	129	2073	16.1

Season Scoring

No	Player	Year	G	Avg	Pts
1.	Bob Houbregs	1953	33	25.6	846
2.	Chris Welp	1987	35	20.8	729
3.	Louie Nelson	1973	29	23.0	668
4.	Brandon Roy	2006	33	14.3	666
5.	Chris Welp	1986	31	19.4	601
6.	Nate Robinson	2005	35	16.4	574
7.	Jon Brockman	2008	32	17.8	568
	Steve Hawes	1971	26	21.8	568
9.	James Edwards	1977	27	20.9	565
10.	Steve Hawes	1972	26	21.7	564
11.	Phil Zevenbergen	1987	35	15.9	558
12.	Todd MacCulloch	1998	30	18.6	557
13.	Doug Wrenn	2002	28	19.5	546
14.	Todd MacCulloch	1999	29	18.7	542
15.	Bill Hanson	1962	26	20.8	541
16.	Tre Simmons	2005	33	16.0	529
17.	Doug Smart	1958	26	20.3	527
18.	Andra Griffin	1981	27	19.4	525
19.	Detlef Schrempf	1984	31	16.8	521
20.	Bob Houbregs	1952	28	18.6	520
	George Irvine	1970	26	20.0	520
22.	Eldridge Recasner	1989	28	18.1	508
23.	Detlef Schrempf	1985	32	15.8	507
24.	Jack Nichols	1948	34	14.8	505

Season Scoring Average

No	Player	Years	G	Pts	Avg
1.	Bob Houbregs	1953	33	846	25.6
2.	Louie Nelson	1973	29	668	23.0
3.	Steve Hawes	1971	26	568	21.8
4.	Steve Hawes	1972	26	564	21.7
5.	James Edwards	1977	27	565	20.9
6.	Chris Welp	1987	35	729	20.8
	Bill Hanson	1962	26	541	20.8
8.	Doug Smart	1958	26	527	20.3
9.	Brandon Roy	2006	33	666	20.2
10.	George Irvine	1970	26	520	20.0
	Dave Carr	1968	25	500	20.0

Game

No	Player	Opponent	Date	Points
1.	Bob Houbregs	Idaho	1/10/53	49
2.	Bob Houbregs	Seattle University	3/13/53	45
3.	Bob Houbregs	Louisiana State	3/18/53	42
4.	George Irvine	USC	12/26/69	41
5.	Bill Hanson	California	3/3/62	40

Field Goal Percentage

Career (min. 300 Attempts)

No	Player	Years	FG-FGA	Pct
1.	Todd MacCulloch	1996-99	702-1058	.664
2.	Rich Manning	1992-93	396-693	.571



Steve Hawes is the school's leader in career scoring average.

3.	Chris Welp	1984-87	820-1460	.562
4.	George Irvine	1968-70	499-894	.558
5.	Lars Hansen	1973-76	377-679	.555
6.	Mark Pope	1992-93	216-391	.552
7.	Todd Lautenbach	1988-91	190-352	.540
8.	Steve Hawes	1970-72	597-1089	.539
9.	Jon Brockman	2006-present	528-984	.537
10.	Dan Caldwell	1980-82	377-713	.529
11.	Jamaal Williams	2004-05	347-665	.522

Season (min. 100 Attempts)

No	Player	Year	FG-FGA	Pct
1.	Todd MacCulloch	1997	163-241	.676
2.	Todd MacCulloch	1996	104-154	.675
3.	Todd MacCulloch	1999	210-317	.662
4.	Todd MacCulloch	1998	225-346	.650
5.	Todd Lautenbach	1989	85-136	.625
6.	Mike Amos	1995	59-98	.602
7.	Bob Fronk	1980	125-208	.601
8.	Lars Hansen	1975	106-178	.596
9.	Chris Welp	1987	281-473	.594
10t.	Andra Griffin	1981	210-361	.582
10t.	Lars Hansen	1976	146-251	.582

Game (min. 10 Attempts)

No	Player	Opponent	Date	Pct
1.	T. MacCulloch	Arizona St.	2/29/96	1.000 (10-10)
2.	T. MacCulloch	Oregon	1/15/98	.933 (14-15)
3t.	Lars Hansen	Grambling	12/27/74	.929 (13-14)
3t.	T. MacCulloch	California	1/21/99	.929 (13-14)
5t.	George Irvine	USC	1968	.909 (10-11)
5t.	Chris Welp	Stanford	2/5/84	.909 (10-11)
5t.	Brent Merritt	Washington St.	2/23/91	.909 (10-11)
5t.	T. MacCulloch	Arizona St.	2/6/99	.909 (10-11)

3-Point Field Goals

Career

No	Player	Years	Att.	3-Pt
1.	Ryan Appleby	2006-08	559	231
2.	Deon Luton	1997-00	573	212
3.	Curtis Allen	2001-04	418	151
4.	Tre Simmons	2003-05	311	128
5.	Nate Robinson	2002-05	365	127
6.	Eldridge Recasner	1987-90	300	119
7.	Will Conroy	2001-05	320	106
8.	Michael Johnson	1998-01	258	83
9.	Donald Watts	1996-99	237	82
10.	Mark Sanford	1995-97	273	80

ALL-TIME LEADERS

Season

No	Player	Year	Att.	3-Pt
1.	Ryan Appleby	2007	194	84
2.	Tre Simmons	2005	192	80
3.	Ryan Appleby	2008	200	77
4.	Deon Luton	1998	203	75
5.	Ryan Appleby	2006	165	70
6.	Greg Hill	1987	167	68
7.	Nate Robinson	2005	161	62
8.	Deon Luton	2000	159	60
9.	Eldridge Recasner	1989	116	52
	Curtis Allen	2003	138	52

Game

No	Player	Opponent	Date	3-Pt
1.	Ryan Appleby	Oregon State	2/16/08	9 (of 15)
1.	Deon Luton	USC	1/29/98	7 (of 12)
	Senque Carey	Old Dominion	12/4/99	7 (of 7)
	Ryan Appleby	Portland State	12/18/07	7 (of 11)
3.	Greg Hill	Arizona	2/21/87	6 (of 9)
	Josh Barnard	UCLA	1/4/02	6 (of 15)
	Curtis Allen	Wyomong	12/6/03	6 (of 9)
	Tre Simmons	Oregon State	1/15/05	6 (of 7)
	Tre Simmons	USC	2/3/05	6 (of 14)
	Tre Simmons	Arizona State	2/24/05	6 (of 7)
	Ryan Appleby	LMU	11/25/05	6 (of 11)
	Mike Jensen	Stanford	2/23/06	6 (of 8)
	Ryan Appleby	Southern Utah	12/04/06	6 (of 8)
	Ryan Appleby	USC	12/28/06	6 (of 9)
	Ryan Appleby	Arizona State	1/6/07	6 (of 8)
	Ryan Appleby	Pittsburgh	12/8/07	6 (of 12)
14.	Donald Watts	USC	1/29/98	5 (of 5)
	Eldridge Recasner	Towson State	12/27/89	5 (of 6)
	Curtis Allen	Oregon	2/23/02	5 (of 6)
	Mike Hayward	DePaul	12/6/88	5 (of 7)
	Eldridge Recasner	Stanford	1/12/89	5 (of 7)
	Eldridge Recasner	Oregon	2/16/89	5 (of 7)
	Deon Luton	Arizona State	2/27/97	5 (of 7)
	Deon Luton	Richmond	3/14/98	5 (of 7)
	Brandon Burmeister	Nichols State	11/13/06	5 (of 8)
	Deon Luton	Oklahoma State	12/21/99	5 (of 8)
	Jeff Sanor	Stanford	1/14/88	5 (of 8)
	Jeff Sanor	Nevada-Reno	11/30/88	5 (of 9)
	Jeff Sanor	Arizona State	12/22/88	5 (of 9)
	Brent Merritt	Oregon	1/17/91	5 (of 9)
	Scott Didrickson	UCLA	2/10/94	5 (of 9)
	Greg Hill	Oregon	2/26/87	5 (of 10)

Curtis Allen	Arizona	2/6/03	5 (of 11)
Will Conroy	USC	1/8/04	5 (of 12)
Nate Robinson	Washington St.	1/24/04	5 (of 7)
Tre Simmons	Arizona	3/12/04	5 (of 8)
Nate Robinson	Utah	11/25/04	5 (of 9)
Tre Simmons	San Diego State	12/7/04	5 (of 7)
Tre Simmons	Arizona	2/26/05	5 (of 10)
Nate Robinson	California	3/3/05	5 (of 7)
Bobby Jones	California	3/3/05	5 (of 6)
Brandon Roy	Arizona State	12/29/05	5 (of 5)
Ryan Appleby	California	1/26/06	5 (of 6)
Ryan Appleby	Oregon State	2/18/06	5 (of 6)
Ryan Appleby	Oregon	2/22/07	5 (of 10)
Ryan Appleby	USC	3/1/07	5 (of 7)
Ryan Appleby	Oregon	1/17/08	5 (of 10)
Ryan Appleby	California	2/2/08	5 (of 15)

3-Point Percentage

Career (min. 100 Attempts)

No	Player	Years	FG-FGA	Pct
1.	Grant Leep	1999-2002	60-140	.429
2.	Jason Hamilton	1995-96	66-155	.426
3.	Mike Hayward	1988-91	64-154	.416
4.	Ryan Appleby	2006-08	231-559	.413
5.	Tre Simmons	2004-05	128-311	.412
6.	Greg Hill	1986-87	68-167	.407
7.	Eldridge Recasner	1987-90	119-300	.397
8.	Jeff Sanor	1987-89	58-147	.395
9.	Mike Jensen	2002-06	51-137	.378
10.	Deon Luton	1997-00	212-573	.370
11.	Jason Hartman	1995-96	50-136	.368

Season (min. 50 Attempts)

No	Player	Year	FG-FGA	Pct
1.	Grant Leep	2002	39-74	.527
2.	Bobby Jones	2005	31-61	.508
3.	Donald Watts	1999	32-64	.500
4.	Jason Hamilton	1996	36-77	.468
5.	Eldridge Recasner	1989	52-116	.448
6.	Ryan Appleby	2007	84-194	.433
7.	Erroll Knight	2002	30-70	.429
8.	Ryan Appleby	2006	70-165	.424
9t.	Curtis Allen	2002	48-115	.417
9t.	Mike Hayward	1989	30-72	.417
9t.	Tre Simmons	2005	80-192	.417

Game (min. 5 Attempts)

No	Player	Opponent	Date	Pct
1t.	Senque Carey	Old Dominion	12/4/99	1.000 (7-7)
1t.	Donald Watts	USC	1/29/98	1.000 (5-5)
1t.	Brandon Roy	Arizona State	12/29/05	1.000 (5-5)
4.	Eldridge Recasner	Towson St.	12/27/89	.833 (5-6)
5t.	Eldridge Recasner	UCLA	11/30/89	.800 (4-5)
5t.	Scott Didrickson	Idaho State	12/23/93	.800 (4-5)
5t.	Scott Didrickson	Oregon State	2/19/94	.800 (4-5)
5t.	Jamie Booker	Stanford	1/23/97	.800 (4-5)
5t.	Justin Dentmon	Nicholls State	11/13/06	.800 (4-5)
5t.	Phil Nelson	Arizona	1/4/07	.800 (4-5)

Free Throw Percentage

Career (min. 100 Attempts)

No	Player	Years	FG-FGA	Pct
1.	Curtis Allen	2001-2004	202-233	.867
2.	Steve Matzen	1977-80	99-117	.846
3.	Mark Pope	1992-93	186-222	.838
4.	Tre Simmons	2004-05	121-146	.829
5.	Dave West	1968-70	98-120	.817
6.	Clint Names	1959-61	162-199	.814
7.	Eldridge Recasner	1987-90	379-467	.812
9t.	Bob Fronk	1978-81	199-251	.793
9t.	Nate Robinson	2003-05	264-333	.793
11.	Don Vaughn	1978-81	194-246	.789

Season (min. 50 Attempts)

No	Player	Year	FG-FGA	Pct
1.	Don Vaughn	1978	52-58	.897
2.	Curtis Allen	2002	101-114	.886
3.	Eldridge Recasner	1990	99-112	.884
4.	Tre Simmons	2005	79-91	.868
5.	Mark Pope	1993	112-130	.862
6.	Nate Robinson	2004	87-102	.853
7.	Dave West	1968	72-86	.837
8t.	Clint Names	1960	90-108	.833
8t.	Brad Watson	1982	45-54	.833
10.	Eldridge Recasner	1989	106-128	.828

Game (min. 10 Attempts)

No	Player	Opponent	Date	FT-FTA
1.	Bill Hanson	Idaho	1961	14-14
	Bruno Boin	Oregon State	1959	13-13
	Bill Hanson	USC	1961	13-13
	Louie Nelson	Oregon	3/5/73	13-13
	Donald Watts	Arizona	1/10/98	13-13
6.	Curtis Allen	Oregon	1/24/02	12-12
	Chris Welp	UCLA	12/21/86	12-12
8.	Frank Guisness	Oregon	1952	11-11
	Chris Welp	Washington St.	2/22/86	11-11
10.	Dave West	California	2/19/68	10-10
	Mike Hayward	Oregon	1/24/88	10-10
	Jason Hamilton	Colorado	1/2/96	10-10

Rebounds

Career

No	Player	Years	G	Avg	Reb
1.	Doug Smart	1957-59	78	13.5	1051
2.	Doug McClary	1951-53	94	10.6	997
3.	Chris Welp	1984-87	129	7.7	995
4.	Todd MacCulloch	1996-99	115	8.5	975
5.	Bob Houbregs	1951-53	91	10.7	971
6.	Steve Hawes	1970-72	73	12.9	945
7.	Jon Brockman	2006-present	97	9.2	892
8.	Dean Parsons	1952-55	105	8.3	876
9.	Bruno Boin	1956-57, 59	79	10.5	832
10.	James Edwards	1974-77	105	7.5	792



In just three seasons, Ryan Appleby set the UW record for most three-point field goals.

ALL-TIME LEADERS

Career Average

No	Player	Years	G	Reb	Avg
1.	Doug Smart	1957-59	78	1051	13.5
2.	Steve Hawes	1970-72	73	945	12.9
3.	Bob Houbregs	1951-53	91	971	10.7
4.	Doug McClary	1951-53	94	997	10.6
5.	Bruno Boin	1956-57, 59	79	832	10.5
6.	Ed Corell	1961-63	78	768	9.8
7.	Jon Brockman	2006-present	97	892	9.2
8.	Todd MacCulloch	1996-99	115	975	8.5
9.	Dean Parsons	1952-55	105	876	8.3
10.	Mark Pope	1992-93	56	451	8.1
11.	Larry Pounds	1974-75	52	409	7.9

Season

No	Player	Year	G	Avg	Reb
1.	Steve Hawes	1971	26	14.8	386
2.	Bob Houbregs	1953	33	11.5	381
3.	Doug Smart	1959	26	14.3	373
4.	Jon Brockman	2008	32	11.6	370
5.	Steve Hawes	1972	26	14.0	365
6.	Doug Smart	1958	26	13.4	349
7.	Dean Parsons	1955	25	13.8	346
	Doug McClary	1953	33	10.5	346
9.	Todd MacCulloch	1999	29	11.9	345
10.	Doug McClary	1951	30	11.3	337

Season Average

No	Player	Years	G	Reb	Avg
1.	Steve Hawes	1971	26	386	14.8
2.	Doug Smart	1959	26	373	14.3
3.	Steve Hawes	1972	26	365	14.0
4.	Dean Parsons	1955	25	346	13.8
5.	Doug Smart	1958	26	349	13.4
6.	Doug Smart	1957	26	329	12.7
7.	Dean Parsons	1954	26	310	11.9
	Todd MacCulloch	1999	29	345	11.9
9.	Jon Brockman	2008	32	370	11.6
10.	Bob Houbregs	1953	33	381	11.5

Game

No	Player	Opponent	Date	Reb
1.	Ed Corell	Oregon	2/24/62	30
2.	Steve Hawes	at Stanford	1/8/72	28
3.	Dean Parsons	Idaho	1955	26
4.	Steve Hawes	at Washington St.	3/7/70	23
5t.	Bob Houbregs	Utah	12/5/53	22
5t.	Jim Coshow	Iowa	12/27/55	22
5t.	Steve Hawes	Stanford	2/26/72	22



Bryant Boston registered a school-record 195 steals during his career from 1994-97.

Assists

Career

No	Player	Years	G	Avg	Ast
1.	Will Conroy	2002-05	121	4.3	515
2.	Chester Dorsey	1974-77	106	4.4	466
3.	Eldridge Recasner	1987-90	117	3.2	376
4.	Kim Stewart	1975-78	95	3.6	343
5.	Justin Dentmon	2006-present	98	3.2	315
6.	Donald Watts	1996-99	110	2.8	310
7.	Brandon Roy	2003-06	103	3.0	308
8.	Nate Robinson	2003-05	89	3.3	295
9.	Alvin Vaughn	1981-84	93	3.1	292
10.	Jamie Booker	1994-97	109	2.7	289

Career Average

No	Player	Years	G	Ast	Avg
1.	Chester Dorsey	1974-77	106	466	4.4
2.	Will Conroy	2002-05	121	515	4.3
3.	Jason Hamilton	1995-96	52	226	4.3
4.	Senque Carey	1999-00	59	231	3.9
5.	Kim Stewart	1975-78	95	343	3.6

Season

No	Player	Year	G	Avg	Ast
1.	Will Conroy	2005	34	6.4	219
2.	Chester Dorsey	1976	28	5.8	163
3.	Nate Robinson	2005	35	4.5	159
4.	Will Conroy	2004	31	4.6	142
5.	Chester Dorsey	1975	25	5.6	140
6.	Senque Carey	2000	30	4.6	137
7.	Steve Burks	1982	29	4.7	136
8.	Brandon Roy	2006	33	4.1	135
9.	Detlef Schrempf	1985	32	4.2	134
10.	Kim Stewart	1976	28	4.6	129
11.	Curtis Allen	2002	29	4.3	126
12.	Justin Dentmon	2006	33	3.8	124
13.	Jason Hamilton	1995	25	4.9	123
14.	Greg Hill	1987	35	3.5	121
15.	Bob Fronk	1981	27	4.4	120
16t.	Greg Hill	1986	31	3.7	115
16t.	Justin Dentmon	2007	32	3.6	115
18.	Kim Stewart	1977	27	4.2	113
19.	Jamie Booker	1996	28	4.0	112
20t.	Alvin Vaughn	1983	20	5.6	111
20t.	Michael McClain	1994	27	4.1	111
22.	Will Conroy	2003	27	4.0	108
23t.	Eldridge Recasner	1989	28	3.8	107
23t.	Jamie Booker	1997	28	3.8	107
23t.	Donald Watts	1998	30	3.6	107



Will Conroy set the UW record for assists from 2002-05

26t.	Eldridge Recasner	1987	35	2.9	103
26t.	Prentiss Perkins	1993	27	3.8	103
26t.	Jason Hamilton	1996	28	3.7	103
29.	Brandon Roy	2004	31	3.3	102

Season Average

No	Player	Year	G	Ast	Avg
1.	Will Conroy	2005	34	219	6.4
2.	Chester Dorsey	1976	28	163	5.8
3.	Chester Dorsey	1975	25	139	5.6
4.	Alvin Vaughn	1983	20	111	5.6
5.	Jason Hamilton	1995	25	123	4.9
6.	Steve Burks	1982	29	136	4.7
7.	Michael McClain	1995	16	75	4.7
8.	Kim Stewart	1976	28	129	4.6
9.	Will Conroy	2004	31	142	4.6
10.	Senque Carey	2000	30	137	4.6

Game

No	Player	Opponent	Date	Ast
1.	Rafael Stone	at California	2/20/70	16
2.	Chester Dorsey	UCLA	1975	15
	Curtis Allen	Arizona State	1/10/02	15
4.	Will Conroy	at California	3/3/05	14
5.	Chester Dorsey	UCLA	1974	13
	Will Conroy	Loyola Marymount	12/12/04	13
	Will Conroy	Sacred Heart	12/22/04	13
8.	Rafael Stone	Miami	1968	12
	Rafael Stone	USC	1968	12
	Rafael Stone	Missouri	12/20/69	12
	Chester Dorsey	UCLA	1976	12
	Steve Burks	California	1/16/82	12
	Alvin Vaughn	Duke	3/18/84	12

Steals

Career

No	Player	Years	G	Avg	Steals
1.	Jamie Booker	1994-97	109	1.8	195
2.	Bryant Boston	1992-96	99	1.7	164
3.	Nate Robinson	2003-05	89	1.6	140
4.	Bobby Jones	2003-06	125	1.1	134
5.	Dion Brown	1989-91	84	1.5	127
	Justin Dentmon	2006-present	98	1.3	127
7.	Alvin Vaughn	1981-84	93	1.3	121
8.	Donald Watts	1996-99	110	1.1	116
9.	Eldridge Recasner	1987-90	117	1.0	118
10.	Jason Hamilton	1995-96	53	2.1	109
	Chris Welp	1984-87	129	0.8	109

ALL-TIME LEADERS

Season

No	Player	Year	G	Avg	Steals
1.	Bryant Boston	1995	27	2.5	67
2.	Nate Robinson	2005	35	1.7	61
3.	Jamie Booker	1997	28	2.1	60
4.	Jason Hamilton	1996	28	2.1	59
5.	Jamie Booker	1995	27	2.1	57
6.	Dion Brown	1991	28	1.9	54
7.	Nate Robinson	2004	31	1.7	53
8t.	Justin Dentmon	2006	33	1.6	52
8t.	Jamie Booker	1996	28	1.9	52
10.	Steve Burks	1982	29	1.8	51

Game

No	Player	Opponent	Date	Steals
1.	Jason Hamilton	E. Washington	11/28/96	9
2t.	Mike Hayward	Arizona	1/3/91	7
2t.	Brent Merritt	USC	2/28/91	7
2t.	Jamie Booker	Arizona	3/4/95	7
2t.	Jamie Booker	Arizona State	1/30/97	7
2t.	Joel Smith	Sacred Heart	12/22/04	7
7t.	Chester Dorsey	Seattle University	1/2/75	6
7t.	Chester Dorsey	Texas Tech	12/30/75	6

Blocked Shots

Career

No	Player	Years	G	Avg	Blk
1.	Chris Welp	1984-87	129	1.44	186
2.	Todd MacCulloch	1996-99	115	1.23	142
3.	David Dixon	2000-02	80	1.23	98
4.	Patrick Femerling	1996-98	82	1.00	84
5.	James Woods	1977-80	106	.75	80
6.	Petur Gudmundsson	1978-80	81	.93	75
7.	Mark Sanford	1995-97	82	.80	66
8.	Deon Luton	1997-00	117	.55	64
9.	Bobby Jones	2003-06	125	.47	59
10.	James Edwards	1976-77	55	1.05	58
	Will Perkins	2000-01	59	1.0	58
	Kenny Lyles	1979-82	80	.73	58
	Maurice Woods	1991-94	90	.64	58

Season

No	Player	Year	G	Avg	Blk
1t.	David Dixon	2002	29	2.31	67
	Chris Welp	1986	31	2.16	67
3.	Chris Welp	1987	35	1.80	63
4.	Spencer Hawes	2007	31	1.74	54
5.	Todd MacCulloch	1999	29	1.62	47
6.	Will Perkins	2000	30	1.30	39
7.	James Edwards	1977	27	1.41	38
	Marlon Shelton	2001	29	1.31	38
	Todd MacCulloch	1998	30	1.27	38
	Hakeem Rollins	2004	31	1.23	38

Game

No	Player	Opponent	Date	Blk
1.	David Dixon	Santa Clara	11/24/01	7
	David Dixon	Washington State	1/31/02	7
3.	Chris Welp	Washington State	1/25/86	6
	Chris Welp	Stanford	3/6/86	6
	David Dixon	Arizona State	1/10/02	6
	Hakeem Rollins	California	1/2/04	6
	Spencer Hawes	Sacramento State	11/19/06	6
8.	Chris Welp	Stanford	2/14/87	5
	Chris Welp	Arizona State	2/19/87	5
	Chris Welp	Oregon	2/26/87	5



Patrick Femerling is fourth on the school's blocked shots list and played for Germany in the 2008 Olympic Games

Chandler Nairn	Rice	12/5/92	5
Todd MacCulloch	Stanford	1/25/96	5
Todd MacCulloch	UNC-Wilmington	11/16/98	5
David Dixon	Washington State	2/3/01	5
David Dixon	Stanford	1/19/02	5
Doug Wrenn	Wyoming	12/5/02	5
Spencer Hawes	Portland State	12/16/06	5
Spencer Hawes	UCLA	12/31/06	5

Steals and blocked shots were not kept on a uniform basis until the 1976 season, thus, career marks for Dorsey and Edwards reflect only two of their four years of varsity play. A similar situation exists with assists, particularly in the case of Rafael Stone.

Double-Figure Scoring

Career 30-Point Games (since 1948)

No	Player	Years	G
1.	Bob Houbregs	1951-53	13
2.	Todd MacCulloch	1996-99	8
3.	Steve Hawes	1970-72	6
4.	Louie Nelson	1971-73	5
5t.	Doug Smart	1957-59	4
5t.	Bill Hanson	1960-62	4
5t.	Chris Welp	1984-87	4
5t.	Doug Wrenn	2002-03	4
5t.	Brandon Roy	2003-06	4
9t.	Bruno Boin	1956-57, 59	3
9t.	George Irvine	1968-70	3
9t.	Clarence Ramsey	1974-76	3
12t.	Dean Parsons	1952-55	2
12t.	James Edwards	1974-77	2
12t.	Detlef Schrempf	1982-85	2
12t.	Eldridge Recasner	1987-90	2
12t.	Dion Brown	1989-91	2
12t.	Rich Manning	1992-93	2
12t.	Mark Sanford	1995-97	2
12t.	Deon Luton	1997-00	2

Career 20-Point Games (since 1975)

No	Player	Years	G
1.	Chris Welp	1984-87	43
2.	James Edwards	1975-77	35
3.	Todd MacCulloch	1996-99	35
4.	Eldridge Recasner	1987-90	29
5.	Mark Sanford	1995-97	27
6.	Deon Luton	1997-00	25
	Brandon Roy	2003-06	25
7.	Detlef Schrempf	1982-85	24
8.	Andra Griffin	1978-81	22
9.	Nate Robinson	2003-05	20
9.	Rich Manning	1992-93	18
10.	Donald Watts	1996-99	15
	Jon Brockman	2006-present	14
	Quincy Pondexter	2007-present	6
	Justin Dentmon	2007-present	6

Career 10-Point Games (since 1977)

No	Player	Years	G
1.	Chris Welp	1984-87	100
2.	Todd MacCulloch	1996-99	82
3.	Deon Luton	1997-00	75
	Brandon Roy	2003-06	75
5.	Paul Fortier	1983-86	74
6.	Stan Walker	1977-80	72
7.	Detlef Schrempf	1982-85	70
8.	Jon Brockman	2006-present	69
9.	Bobby Jones	2003-06	66
	Nate Robinson	2003-05	65
11.	Andra Griffin	1978-81	64
	Mark Sanford	1995-97	64
13.	Eldridge Recasner	1987-90	59
14.	Donald Watts	1996-99	57
15.	Dion Brown	1989-91	56
16.	Will Conroy	2002-05	55
17.	Dan Caldwell	1980-82	51
	Rich Manning	1991-92	51
	Kim Stewart	1975-78	50
	Doug Meekins	1989-92	50
	Bryant Boston	1992-96	50
22.	Mike Hayward	1988-91	47
23.	Tre Simmons	2004-05	46
24.	Brad Watson	1980-83	45
	Doug Wrenn	2002-03	45
26.	Jamaal Williams	2005-06	44
	Bob Fronk	1978-81	44
	Curtis Allen	2001-04	44
	Ryan Appleby	2006-08	44
30.	Justin Dentmon	2006-present	43
29.	Greg Hill	1985-87	41
30.	Jamie Booker	1994-97	37
	Quincy Pondexter	2007-present	32
	Venoy Overton	2008-present	5
	Artem Wallace	2007-present	4
	Joe Wolfinger	2008-present	4
	M. Bryan-Amaning	2008-present	3

Season 20-Point Games (since 1977)

No	Player	Year	G
1.	Chris Welp	1987	20
2.	Brandon Roy	2006	19
3.	Todd MacCulloch	1999	16
4.	Andra Griffin	1981	15
	Chris Welp	1986	15
6.	Nate Robinson	2005	14
	Jon Brockman	2008	14
8.	Todd MacCulloch	1998	13

ALL-TIME LEADERS

	Donald Watts	1998	13
10.	Phil Zevenbergen	1987	12
	Doug Wrenn	2002	12

Season Turnovers (since 1977)

No	Player	Year	TO
1.	Deon Luton	2000	127
2.	Greg Hill	1986	118
3.	Detlef Schrempf	1985	116
4.	Jamie Booker	1997	114
5.	Curtis Allen	2002	109
6.	Greg Hill	1987	108
7.	Prentiss Perkins	1993	104
8.	Dion Brown	1988	102
	Donald Watts	1998	102
10.	Kim Stewart	1977	100

Season Disqualifications

No	Player	Year	DQ
1.	Mike Hayward	1988	13
2.	Bobby Jones	2004	10
3t.	James Edwards	1976	9
3t.	Chris Welp	1985	9
3t.	Chris Welp	1987	9
6t.	Larry Pounds	1975	8
6t.	Detlef Schrempf	1983	8
6t.	Bobby Jones	2005	8

Single-Game Rebounds (since 1977)

No	Player	Date
21	Todd MacCulloch vs. Arizona State	1/8/98
21	Todd MacCulloch vs. UCLA	1/31/99
21	Detlef Schrempf vs. Idaho	12/17/83
20	Todd MacCulloch vs. Arizona State	2/29/96
19	Paul Fortier vs. Arizona	2/12/83
19	Todd MacCulloch vs. New Mexico State	12/19/98
19	Todd MacCulloch vs. California	2/20/99
18	Todd MacCulloch vs. Richmond	3/14/98
18	Shag Williams vs. Arizona State	1/30/86
18	Rich Manning vs. Arizona State	2/11/93
18	Jon Brockman vs. Utah	11/14/07
17	Detlef Schrempf vs. Washington State	1/13/83
17	Chris Welp vs. UCLA	2/4/84
17	Chris Welp vs. BYU	12/22/84
17	Rich Manning vs. Boise State	12/4/92
17	Todd MacCulloch at Arizona State	2/7/98
17	Todd MacCulloch at California	1/21/99
17	Jon Brockman vs. Washington State	1/5/08
16	James Edwards vs. Nebraska	11/29/76
16	Kenny Lyles vs. Stanford	2/14/81
16	Shag Williams vs. Nevada-Reno	12/5/85
16	Chris Welp vs. Arizona	2/1/86
16	Chris Welp vs. Arizona State	2/19/87
16	Todd MacCulloch at Washington State	1/18/97
16	David Dixon at Stanford	1/19/02

Season Field Goals Made

No	Player	Year	G
1.	Bob Houbregs	1953	325
2.	Chris Welp	1987	281
3.	Louie Nelson	1973	241
4.	Jon Brockman	2008	237
5.	Chris Welp	1986	234
6.	Brandon Roy	2006	228
7.	Steve Hawes	1972	227
8.	Todd MacCulloch	1998	225
9.	James Edwards	1977	223
10.	Steve Hawes	1971	213

Season Field Goals Attempted

No	Player	Year	FGA
1.	Louie Nelson	1973	509
2.	Chris Welp	1987	473
	Doug Wrenn	2002	473
4.	Brandon Roy	2006	449
5.	Jon Brockman	2008	442
6.	Chris Welp	1986	436
7.	Clarence Ramsey	1975	417
8.	Deon Luton	1998	415
9.	Steve Hawes	1972	413
	Charles Dudley	1972	413

Season Free Throws Made

No	Player	Year	FT
1.	Bob Houbregs	1953	196
2.	Dean Parsons	1955	189
3.	Louie Nelson	1973	186
4.	Dean Parsons	1954	173
5.	Brandon Roy	2006	171
6.	Donald Watts	1998	170
7.	Chris Welp	1987	167
8.	Bruno Boin	1957	162
9.	Bruno Boin	1956	156
10.	Louie Nelson	1971	155

Season Free Throws Attempted

No	Player	Year	FTA
1.	Dean Parsons	1954	281
2.	Dean Parsons	1955	271
3.	Bob Houbregs	1953	264
4.	Louie Nelson	1973	242
5.	Donald Watts	1998	238
6.	Chris Welp	1987	226
7.	Bruno Boin	1957	219
8.	Bruno Boin	1956	215
9.	Brandon Roy	2006	211
10.	Doug Smart	1957	206



Todd MacCulloch has six of the top eight single-game rebounding performances in school history.

Season Personal Fouls

No	Player	Year	PF
1.	Chris Welp	1987	123
2.	Chris Welp	1985	121
3.	Bobby Jones	2005	118
4t.	Mike Hayward	1988	117
4t.	Bobby Jones	2004	117
6.	Detlef Schrempf	1983	115
7.	Chris Welp	1986	112
8.	James Edwards	1976	108
9t.	Chris Welp	1984	107
9t.	David Dixon	2002	107

Single-Game Field Goal Pct. Highs (since '69)

Washington

.733	(22-30) vs. USC, 1/10/85, Los Angeles, UW 66-50
.705	(31-44) vs. Duke, 3/18/84, Pullman, UW 80-78
.676	(48-71) vs. Chico State, 12/1/92, Seattle, UW 130-67
.673	(33-49) vs. Arizona State, 2/6/99, Seattle, UW 93-85
.667	(26-39) vs. USC, 2/9/70, Seattle, UW 77-72
.667	(36-54) vs. Portland St., 12/3/71, Seattle, UW 101-85
.667	(28-53) vs. Ball State, 11/30/85, Fresno, UW 66-55
.660	(33-50) vs. USC, 2/2/84, Seattle, UW 79-48
.660	(35-53) vs. Idaho State, 12/8/90, Seattle, UW 98-77
.658	(25-38) vs. Boise State, 3/16/87, Seattle, UW 73-68

Opponents

.700	(42-60) Arizona, 12/20/87, Seattle, Arizona 110-71
.667	(42-63) UCLA, 1/3/81, Los Angeles, UCLA 96-74
.666	(33-50) Kansas, 12/4/86, Lawrence, Kansas 82-68
.653	(32-49) Oregon State, 1/14/80, Seattle, OSU 82-73
.653	(32-49) Arizona, 1/4/07, Seattle, Arizona 96-87
.652	(43-66) Arizona 1/10/98, Seattle, Arizona 110-91
.643	(27-42) Idaho, 12/2/81, Seattle, Idaho 86-61
.641	(25-39) Duke, 1/12/85, Durham, Duke 71-59
.636	(28-44) Arizona, 1/31/85, Tucson, Arizona 69-56
.634	(26-41) Arizona, 2/3/90, Seattle, Arizona 75-60

Single-Game Free Throw Percentage

Highs (since 1969)

Washington (Min. 10 attempts)

1.000	(13-13) vs. USC, 2/12/76, Los Angeles, UW 93-75
1.000	(13-13) vs. Seattle Pacific, 12/23/76, Seattle, UW 63-43
.944	(17-18) vs. UCLA, 2/4/93, UW 81-67
.944	(17-18) at Oregon, 2/22/07, Oregon 93-85
.941	(16-17) vs. UCLA, 14-82, Seattle, UW 56-50
.938	(15-16) vs. Seattle Univ., 12/7/73, Seattle, UW 81-74
.938	(15-16) vs. SMS, 12/28/90, El Paso, SMS 68-61
.933	(14-15) vs. Arizona, 2/28/80, Seattle, UW 76-72
.929	(13-14) vs. UCLA, 2/7/69, Los Angeles, UCLA 62-51
.929	(13-14) vs. USC, 2/2/84, Seattle, UW 79-48 (2 OT)
.929	(13-14) vs. Texas Tech, 12/3/84, Lubbock, UW 59-57
.929	(13-14) vs. UCLA, 3/8/87, Los Angeles, UCLA 64-76

Opponents (Min. 10 attempts)

1.000	(10-10) Seattle University, 12/10/77, Seattle, UW 85-58
.960	(24-25) Arizona, 3/12/04, Los Angeles, UW 90-85
.955	(21-22) California, 1/11/69, Berkeley, UW 74-73
.950	(19-20) USC, 2/5/77, Los Angeles, USC 83-70
.950	(19-20) Arizona, 1/10/98, Seattle, Arizona 110-91
.950	(38-40) Arizona, 1/27/05, Tucson, Arizona 91-82
.947	(18-19) Oregon, 2/2/78, Seattle, UW 58-52
.944	(17-18) UCLA, 1/2/03, Seattle, UCLA 77-67
.941	(32-34) Idaho, 12/2/81, Seattle, Idaho 86-61
.941	(16-17) Oregon State, 2/18/89, Seattle, OSU 106-66
.941	(16-17) Idaho, 11/22/05, Seattle, UW 90-67

YEARLY UW STATISTICAL LEADERS

Scoring Average

Year	Name	Pct.
2008	Jon Brockman	.568 (17.8)
2007	Spencer Hawes	.461 (14.9)
2006	Brandon Roy	.666 (20.2)
2005	Nate Robinson	.574 (16.4)
2004	Nate Robinson	.409 (13.2)
2003	Nate Robinson	.300 (13.0)
2002	Doug Wrenn	.546 (19.5)
2001	Will Perkins	.370 (12.8)
2000	Deon Luton	.452 (15.1)
1999	Todd MacCulloch	.542 (18.7)
1998	Todd MacCulloch	.557 (18.6)
1997	Mark Sanford	.477 (17.0)
1996	Mark Sanford	.463 (16.5)
1995	Bryant Boston	.397 (14.7)
1994	Maurice Woods	.335 (12.4)
1993	Rich Manning	.447 (17.9)
1992	Rich Manning	.486 (16.8)
1991	Doug Meekins	.451 (16.1)
1990	Eldridge Recasner	.421 (16.2)
1989	Eldridge Recasner	.508 (18.1)
1988	Eldridge Recasner	.477 (17.0)
1987	Chris Welp	.729 (20.8)
1986	Chris Welp	.601 (19.4)
1985	Detlef Schrempf	.507 (15.8)
1984	Detlef Schrempf	.521 (16.8)
1983	Brad Watson	.467 (15.1)
1982	Dan Caldwell	.394 (13.6)
1981	Andra Griffin	.525 (19.4)
1980	Stan Walker	.324 (11.6)
1979	Stan Walker	.339 (12.6)
1978	Mike Neill	.277 (11.5)
1977	James Edwards	.565 (20.9)
1976	James Edwards	.493 (17.6)
1975	Clarence Ramsey	.463 (17.8)
1974	Larry Pounds	.433 (16.7)
1973	Louie Nelson	.668 (23.0)
1972	Steve Hawes	.564 (21.7)
1971	Steve Hawes	.540 (21.8)
1970	George Irvine	.520 (20.0)
1969	George Irvine	.404 (15.6)
1968	Dave Carr	.500 (20.0)
1967	Gordy Harris	.419 (16.8)
1966	Gordy Harris	.434 (17.4)
1965	Lynn Nance	.437 (17.5)
1964	Clint Peeples	.324 (12.1)
1963	Dale Easley	.395 (15.2)
1962	Bill Hanson	.541 (20.8)
1961	Bill Hanson	.424 (16.3)
1960	Bill Hanson	.460 (16.4)
1959	Doug Smart	.457 (17.6)
1958	Doug Smart	.527 (20.3)
1957	Doug Smart	.494 (19.0)
1956	Bruno Boin	.448 (17.2)
1955	Dean Parsons	.481 (19.2)
1954	Dean Parsons	.429 (16.5)
1953	Bob Houbregs	.846 (25.6)
1952	Bob Houbregs	.520 (18.6)

Rebounding Average

Year	Name	Pct.
2008	Jon Brockman	.370 (11.6)
2007	Jon Brockman	.307 (9.6)
2006	Jon Brockman	.215 (6.5)
2005	Bobby Jones	.118 (5.6)
2004	Brandon Roy	.164 (5.3)
2003	Doug Wrenn	.157 (5.8)
2002	David Dixon	.221 (7.6)
2001	Will Perkins	.210 (7.2)
2000	Will Perkins	.176 (5.9)
1999	Todd MacCulloch	.345 (11.9)
1998	Todd MacCulloch	.292 (9.7)
1997	Mark Sanford	.225 (8.0)
1996	Mark Sanford	.171 (6.1)
1995	Mark Sanford	.149 (5.7)
1994	Amir Rashad	.159 (5.9)
1993	Mark Pope	.217 (8.0)
1992	Mark Pope	.234 (8.1)
1991	Dion Brown	.227 (7.9)
1990	Dion Brown	.184 (6.6)
1989	Mark West	.181 (6.5)
1988	Mark West	.190 (6.8)
1987	Chris Welp	.315 (9.0)
1986	Chris Welp	.263 (8.5)
1985	Detlef Schrempf	.255 (8.0)
1984	Detlef Schrempf	.230 (7.4)
1983	Darrell Tanner	.224 (7.2)
1982	Dan Caldwell	.199 (6.9)
1981	Dan Caldwell	.214 (7.9)
1980	Stan Walker	.158 (5.6)
1979	James Woods	.196 (7.3)
1978	James Woods	.219 (8.1)
1977	James Edwards	.282 (10.4)
1976	Lars Hansen	.203 (7.5)
1975	James Edwards	.195 (7.5)
1974	Larry Pounds	.240 (9.2)
1973	Ray Price	.263 (9.1)
1972	Steve Hawes	.365 (14.0)
1971	*Steve Hawes	.386 (14.8)
1970	Steve Hawes	.194 (10.2)
1969	George Irvine	.196 (7.5)
1968	George Irvine	.197 (7.6)
1967	Dave Hovde	.239 (9.6)
1966	Dave Hovde	.222 (8.9)
1965	Lynn Nance	.234 (9.4)
1964	Clint Peeples	.200 (7.7)
1963	Ed Corell	.269 (10.3)
1962	Ed Corell	.297 (11.4)
1961	Ed Corell	.202 (7.8)
1960	Bill Hanson	.228 (8.1)
1959	Doug Smart	.373 (14.3)
1958	Doug Smart	.349 (13.4)
1957	Doug Smart	.329 (12.7)
1956	Jim Coshow	.286 (11.0)
1955	Dean Parsons	.346 (13.8)
1954	Dean Parsons	.310 (11.9)
1953	Bob Houbregs	.381 (11.5)
1952	Doug McClary	.314 (10.1)

Field Goal Percentage

Year	Name	Pct.
2008	Jon Brockman	.536
2007	Jon Brockman	.550
2006	Jon Brockman	.518
2005	Brandon Roy	.565
2004	Bobby Jones	.570
2003	Will Conroy	.456
2002	David Dixon	.539
2001	David Dixon	.574
2000	Will Perkins	.479
1999	Todd MacCulloch	.662
1998	Todd MacCulloch	.650
1997	Todd MacCulloch	.676
1996	Todd MacCulloch	.675
1995	Mike Amos	.602
1994	Maurice Woods	.531
1993	Rich Manning	.575
1992	Mark Pope	.579
1991	Doug Meekins	.523
1990	Mark West	.514
1989	Todd Lautenbach	.625
1988	Mark West	.522
1987	Chris Welp	.594
1986	Chris Welp	.537
1985	Chris Welp	.578
1984	Chris Welp	.570
1983	Reggie Rogers	.500
1982	Kenny Lyles	.566
1981	Andra Griffin	.582
1980	Bob Fronk	.601
1979	Petur Gudmundsson	.525
1978	Kim Stewart	.500
1977	James Edwards	.552
1976	Lars Hansen	.582
1975	Lars Hansen	.596
1974	Larry Pounds	.493
1973	Lars Hansen	.508
1972	Steve Hawes	.550
1971	Steve Hawes	.525
1970	George Irvine	.576
1969	George Irvine	.533
1968	George Irvine	.565
1967	Gordy Harris	.493
1966	Dave Hovde	.500
1965	Steve Olsen	.465
1964	Clint Peeples	.450
1963	Charlie Hart	.459
1962	Bill Hanson	.500
1961	Bill Hanson	.505
1960	Bill Hanson	.527
1959	Doug Smart	.508
1958	Doug Smart	.441
1957	Doug Smart	.503
1956	Bruno Boin	.399
1955	Dean Parsons	.442
1954	Dean Parsons	.431
1953	Bob Houbregs	.539
1952	Bob Houbregs	.430

Free Throw Percentage

Year	Name	Pct.
2008	Ryan Appleby	.852
2007	Ryan Appleby	.927
2006	Justin Dentmon	.814
2005	Tre Simmons	.868
2004	Nate Robinson	.853
2003	Curtis Allen	.957
2002	Curtis Allen	.886
2001	Curtis Allen	.767
2000	Chris Walcott	.779
1999	Deon Luton	.788
1998	Donald Watts	.714
1997	Todd MacCulloch	.735
1996	Jason Hartman	.767
1995	Michael McClain	.917
1994	Maurice Woods	.743
1993	Mark Pope	.862
1992	Mark Pope	.804
1991	Mike Hayward	.772
1990	Eldridge Recasner	.884
1989	Eldridge Recasner	.828
1988	Eldridge Recasner	.820
1987	Phil Zevenbergen	.762
1986	Chris Welp	.751
1985	Detlef Schrempf	.714
1984	Detlef Schrempf	.736
1983	Alvin Vaughn	.818
1982	Brad Watson	.833
1981	Bob Fronk	.813
1980	Bob Fronk	.797
1979	Petur Gudmundsson	.768
1978	Don Vaughn	.897
1977	Chester Dorsey	.759
1976	Lars Hansen	.778
1975	Clarence Ramsey	.758
1974	Ray Price	.814
1973	Ray Price	.778
1972	Louie Nelson	.766
1971	Dave Willenborg	.841
1970	George Irvine	.795
1969	Patrice Woolcock	.684
1968	Dave West	.837
1967	Rick Slettedahl	.778
1966	Doug Westlake	.642
1965	Lynn Nance	.802
1964	Steve Wilson	.735
1963	Dale Easley	.801
1962	Roger Niva	.770
1961	Clint Names	.793
1960	Clint Names	.833
1959	Bruno Boin	.792
1958	Earle Irvin	.617
1957	Bruno Boin	.740
1956	Ron Patnoe	.800
1955	Doyle Perkins	.779
1954	Jim Coshow	.698
1953	Charlie Koon	.825
1952	Bob Houbregs	.078

YEARLY UW STATISTICAL LEADERS

Assists

Year	Name	Total (Avg.)
2008	Venoy Overton	107 (3.2)
2007	Justin Dentmon	115 (3.6)
2006	Brandon Roy	135 (4.1)
2005	*Will Conroy	219 (6.4)
2004	Will Conroy	142 (4.6)
2003	Will Conroy	108 (3.2)
2002	Curtis Allen	126 (4.3)
2001	Bryan Brown	86 (2.9)
2000	Senque Carey	137 (4.6)
1999	Senque Carey	94 (3.2)
1998	Donald Watts	107 (3.6)
1997	Jamie Booker	107 (3.8)
1996	Jamie Booker	112 (4.0)
1995	Jason Hamilton	123 (4.9)
1994	Michael McClain	111 (4.1)
1993	Prentiss Perkins	103 (3.8)
1992	Brett Pagett	81 (2.9)
1991	James French	88 (3.1)
1990	Eldridge Recasner	88 (3.4)
1989	Eldridge Recasner	107 (3.8)
1988	Troy Morrell	83 (3.1)
1987	Greg Hill	121 (3.6)
1986	Greg Hill	115 (3.7)
1985	Detlef Schrempf	134 (4.2)
1984	Detlef Schrempf	93 (3.0)
1983	Alvin Vaughn	111 (5.6)
1982	Steve Burks	136 (4.7)
1981	Bob Fronk	120 (4.4)
1980	Lorenzo Romar	99 (3.5)
1979	Lorenzo Romar	80 (3.0)
1978	Kim Stewart	84 (4.9)
1977	Kim Stewart	113 (4.2)
1976	Chester Dorsey	163 (5.8)
1975	*Chester Dorsey	139 (5.6)

Steals

Year	Name	Total (Avg.)
2008	Venoy Overton	45 (1.4)
2007	Justin Dentmon	39 (1.2)
2006	Justin Dentmon	52 (1.6)
2005	Nate Robinson	61 (1.7)
2004	Nate Robinson	53 (1.7)
2003	Will Conroy	33 (1.2)
2002	Curtis Allen	27 (0.9)
2001	Bryan Brown	31 (1.3)
2000	Thalo Green	35 (1.2)
1999	Todd MacCulloch	29 (1.0)
1998	Donald Watts	48 (1.6)
1997	Jamie Booker	60 (2.1)
1996	Jason Hamilton	59 (2.1)
1995	Bryant Boston	67 (2.5)
1994	Jason Tyrus	27 (1.0)
1993	Bryant Boston	32 (1.3)
1992	Brett Pagett	40 (1.4)
1991	Dion Brown	54 (1.9)
1990	Dion Brown	31 (1.2)
1989	Dion Brown	42 (1.5)
1988	Troy Morrell	41 (1.5)
1987	Greg Hill	47 (1.3)
1986	Greg Hill	46 (1.5)
1985	Clay Damon	47 (1.5)
1984	Alvin Vaughn	37 (1.3)
1983	Alvin Vaughn	42 (2.1)
1982	Steve Burks	51 (1.8)
1981	Don Vaughn	31 (1.1)
1980	Stan Walker	35 (1.3)
1979	Lorenzo Romar	35 (1.3)
1978	Mike Neill	23 (1.0)
1977	Chester Dorsey	42 (1.6)
1976	-----	-----
1975	-----	-----

Blocked Shots

Year	Name	Total (Avg.)
2008	M. Bryan-Amaning	18 (0.5)
2007	Spencer Hawes	54 (1.7)
2006	Brandon Roy	26 (0.8)
2005	Hakeem Rollins	19 (0.6)
2004	Hakeem Rollins	38 (1.2)
2003	Doug Wrenn	25 (0.9)
2002	David Dixon	67 (2.3)
2001	Marlon Shelton	38 (1.3)
2000	Will Perkins	39 (1.3)
1999	Todd MacCulloch	47 (1.6)
1998	Todd MacCulloch	38 (1.3)
1997	Patrick Femerling	36 (1.3)
1996	Todd MacCulloch	32 (1.1)
1995	Mark Sanford	18 (0.7)
1994	Maurice Woods	25 (0.9)
1993	Rich Manning	29 (1.2)
1992	Mark Pope	17 (0.6)
1991	Doug Meekins	12 (0.4)
1990	Mark West	11 (0.4)
1989	Todd Lautenbach	11 (0.4)
1988	Mike Hayward	10 (0.3)
1987	Chris Welp	63 (1.8)
1986	*Chris Welp	67 (2.2)
1985	Chris Welp	28 (0.9)
1984	Chris Welp	28 (0.9)
1983	Darrell Tanner	31 (1.0)
1982	Kenny Lyles	30 (1.0)
1981	Kenny Lyles	22 (0.8)
1980	Petur Gudmundsson	31 (1.1)
1979	James Woods	26 (1.0)
1978	James Woods	28 (1.0)
1977	James Edwards	38 (1.4)
1976	-----	-----
1975	-----	-----

3-Point Percentage

Year	Name	Pct.
2008	Ryan Appleby	.385
2007	Ryan Appleby	.433
2006	Ryan Appleby	.424
2005	Bobby Jones	.508
2004	Mike Jensen	.414
2003	Curtis Allen	.377
2002	Grant Leep	.527
2001	C.J. Massingale	.425
2000	Chris Walcott	.400
1999	Donald Watts	.500
1998	Deon Luton	.369
1997	Deon Luton	.394
1996	Jason Hamilton	.458
1995	Jason Hamilton	.385
1994	Scott Didrickson	.412
1993	Chandler Nairn	.319
1992	Chandler Nairn	.373
1991	Brent Merritt	.383
1990	Eldridge Recasner	.369
1989	Eldridge Recasner	.448
1988	Jeff Sanor	.385
1987	Greg Hill	.407
1986	-----	-----
1985	-----	-----
1984	-----	-----
1983	-----	-----
1982	-----	-----
1981	-----	-----
1980	-----	-----
1979	-----	-----
1978	-----	-----
1977	-----	-----
1976	-----	-----
1975	-----	-----



Venoy Overton led the Huskies in assists as a freshman in 2007-08.



Justin Dentmon led UW in steals as a freshman and sophomore.



Hakeem Rollins led UW in blocked shots for two seasons in 2004 and 2005.



Ryan Appleby led UW in three-point shooting three-straight seasons.

ALL-TIME SEASON BEST MARKS

Points Scored

3,026	(2004-05)
2,706	(2005-06)
2,624	(1986-87)
2,543	(2003-04)
2,449	(2006-07)

Scoring Offense

86.5	(2004-05)
84.8	(1971-72)
82.0	(2003-04)
82.0	(2005-06)
80.9	(1974-75)

Scoring Defense

48.7	(1949-50)
50.5	(1950-51)
50.9	(1951-52)
58.6	(1959-60)
58.7	(1983-84)

Field Goal Percentage

.517	(1984-85)
.508	(1975-76)
.506	(1981-82)
.499	(1980-81)
.492	(1988-89)

Field Goals Made

1,102	(2004-05)
982	(2005-06)
971	(1986-87)
925	(1975-76)
911	(2007-08)

Field Goals Attempted

2,271	(2004-05)
2,087	(2005-06)
2,014	(2007-08)
1,979	(1986-87)
1,943	(1972-73)

3-Pt. Field Goal Pct.

.401	(1988-89)
.392	(1987-88)
.384	(2004-05)
.371	(1990-91)
.369	(2001-02)

3-Pt. Field Goals Made

257	(2004-05)
220	(2005-06)
201	(2003-04)
191	(2007-08)
189	(2006-07)

3-Pt. Field Goals Att.

670	(2004-05)
606	(2005-06)
569	(2003-04)
544	(2007-08)
523	(2000-01)

3-Pt. Field Goals Pct. Def.

.290	(1990-91)
.293	(1993-94)
.301	(1995-96)
.316	(1998-99)
.320	(2005-06)

Free Throw Percentage

.749	(2005-06)
.741	(1989-90)
.733	(2004-05)
.728	(1992-93)
.724	(2006-07)

Free Throws Made

647	(1952-53)
580	(1986-87)
571	(1955-56)
565	(2004-05)
562	(2003-04)

Free Throws Attempted

919	(1952-53)
819	(1986-87)
817	(1953-54)
815	(1955-56)
793	(1951-52)

Blocked Shots

139	(2001-02)
118	(1992-93)
116	(1999-00)
114	(1997-98)
114	(2005-06)

Steals

288	(2004-05)
273	(2005-06)
271	(1994-95)
269	(1995-96)
226	(2003-04)

Rebounds

1,339	(1970-71)
1,324	(1972-73)
1,305	(2004-05)
1,302	(1986-87)
1,278	(1974-75)

Rebound Average

49.2	(1974-75)
48.8	(1971-72)
47.8	(1970-71)
47.5	(1958-59)
46.9	(1964-65)
46.9	(1965-66)

Assists

660	(2004-05)
632	(1975-76)
541	(1986-87)
529	(2005-06)
516	(1985-86)

Games Played

35	(1986-87)
35	(2004-05)
33	(2005-06)
33	(2007-08)
32	(1994-85)

Games Won

29	(1937-38)
29	(2004-05)
28	(1952-53)
26	(1943-44)
26	(2005-06)

Games Lost

22	(1993-94)
20	(2000-01)
20	(1999-00)
19	(1987-88)
18	(1953-54)
18	(1957-58)
18	(1994-95)
18	(2001-02)



James Edwards led the Huskies with 1.4 blocked shots per game in 1977.



Dettlef Schrepf led the UW in assists in 1994 & 1995.

ALL-TIME INDIVIDUAL GAME HIGHS

30-Plus Point Club

- 49 Bob Houbregs vs. Idaho, 1/10/53
- 45 Bob Houbregs vs. Seattle U (Corvallis), 3/13/53
- 42 Bob Houbregs vs. LSU (Kansas City), 3/18/53
- 41 George Irvine vs. USC (Portland), 12/26/69
- 40 Bill Hanson vs. California, 3/3/62
- 40 Chris Welp vs. UCLA, 12/21/86
- 39 Jack Nichols vs. Idaho, 1948
- 38 Todd MacCulloch at James Madison, 12/7/96
- 37 Bill Hanson vs. USC, 1962
- 37 James Edwards vs. Oregon State, 1/17/76
- 37 Peter Gudmundsson vs. California, 2/8/79
- 37 Dion Brown vs. Portland, 11/24/90
- 36 Bob Houbregs vs. California, 1953
- 36 Louie Nelson vs. Grambling, 12/12/72
- 36 Clarence Ramsey vs. Stanford, 2/19/76
- 35 Bob Houbregs vs. Idaho, 1/9/53
- 35 Doug Smart vs. UCLA, 1/5/59
- 35 George Irvine at California, 2/20/70
- 35 Louie Nelson vs. Oregon, 3/5/73
- 35 Bob Fronk vs. Oregon, 1/22/81
- 35 Chris Welp at Washington State, 2/22/86
- 35 Chris Welp vs. La. Tech (Portland), 12/27/86
- 35 Mark Sanford vs. Jackson State, 12/4/95
- 35 Mark Sanford vs. USC, 1/4/96
- 35 Doug Wrenn at Arizona, 2/7/02
- 35 Brandon Roy vs. Arizona State, 12/29/05
- 35 Brandon Roy vs. Arizona, 12/31/05
- 34 Don McMillan at Washington State, 1944
- 34 Bob Houbregs vs. Santa Clara (Corvallis), 3/14/53
- 34 Ray Price at USC, 2/17/73
- 34 Lars Hansen vs. California, 2/21/76
- 34 Detlef Schrempf at USC, 3/4/84
- 34 Rich Manning vs. Arizona State, 2/11/93
- 34 Doug Wrenn at Washington State, 1/31/02
- 33 Bob Houbregs vs. Northwestern, 12/29/51
- 33 Bob Houbregs at Oregon, 1953
- 33 Bob Houbregs at Oregon State, 1953
- 33 George Irvine at USC, 2/13/70
- 33 Doug Smart vs. Kansas, 1957
- 33 Rich Manning vs. Washington State, 1/11/92
- 33 Todd MacCulloch at Portland, 12/3/97
- 32 Dean Parsons vs. Idaho, 1/7/55

- 32 Bruno Boin at Brigham Young, 12/1/56
- 32 Bill Hanson vs. USC, 1962
- 32 Steve Hawes vs. USC, 2/27/71
- 32 Steve Hawes vs. Stanford, 2/26/72
- 32 Louie Nelson vs. Oregon State, 3/3/73
- 32 Chris Welp at Arizona State, 3/1/86
- 32 Eldridge Recasner vs. Pacific, 1/30/89
- 32 Todd MacCulloch vs. Washington St., 3/6/99
- 32 Doug Wrenn vs. Oregon, 1/24/02
- 32 Will Conroy at Gonzaga, 12/2/02
- 32 Ryan Appleby at Oregon State, 2/16/08
- 31 Bob Houbregs vs. California, 3/7/53
- 31 Dean Parsons at Idaho, 2/26/55
- 31 Doug Smart vs. UCLA, 1957
- 31 Gordy Harris at California, 2/18/67
- 31 George Irvine vs. Yale, 1/3/70
- 31 Andra Griffin vs. Seattle Pacific, 12/9/80
- 31 Todd MacCulloch at Oregon, 1/15/98
- 31 Deon Luton at USC, 1/29/98
- 31 Todd MacCulloch at California, 1/21/99
- 31 Nate Robinson vs. Arizona, 1/29/04
- 31 Jon Brockman vs. Utah, 11/14/07
- 30 Bill Morris vs. Idaho, 1944
- 30 Bob Houbregs at Oregon, 1952
- 30 Bob Houbregs vs. Oregon State, 1952
- 30 Bob Houbregs at Washington State, 1953
- 30 Bruno Boin vs. Oregon, 1956
- 30 Bruno Boin at Oregon State, 12/29/56
- 30 Doug Smart vs. Utah (Corvallis), 12/27/57
- 30 Bill Hanson vs. UCLA, Seattle, 1961
- 30 Steve Hawes vs. Missouri (Tempe), 12/20/69
- 30 Steve Hawes at UCLA, 3/1/71
- 30 Steve Hawes vs. Washington State, 2/4/72
- 30 Steve Hawes vs. UCLA, 2/19/72
- 30 Charles Dudley vs. Washington State, 2/4/72
- 30 Louie Nelson vs. Gonzaga, 12/23/72
- 30 Louis Nelson at California, 2/24/73
- 30 Clarence Ramsey vs. USC, 2/20/75
- 30 Clarence Ramsey at Oregon, 2/28/75
- 30 James Edwards at Wake Forest, 12/3/76
- 30 Detlef Schrempf vs. Duke (Pullman), 3/18/84
- 30 Eldridge Recasner vs. Arizona State, 3/2/89
- 30 Dion Brown vs. Montana, 11/27/90
- 30 Todd MacCulloch vs. Portland State, 11/30/96


- 30 Todd MacCulloch vs. Arizona State, 1/8/98
- 30 Deon Luton vs. Boise State, 12/23/99
- 30 Doug Wrenn at Arizona State, 2/9/02
- 30 Brandon Roy at UCLA, 2/7/04
- 30 Brandon Roy vs. Oregon, 3/9/06

20-Plus Rebound Club


- 30 Ed Corell vs. Oregon, 1962
- 28 Steve Hawes at Stanford, 1/8/72
- 26 Dean Parsons vs. Idaho, 1955
- 22 Bob Houbregs vs. Utah, 12/5/53
- 22 Jim Coshow vs. Iowa, 12/27/55
- 22 Steve Hawes vs. Stanford, 2/26/72
- 21 Dean Parsons vs. Oregon, 1954
- 21 Detlef Schrempf vs. Idaho, 12/17/83
- 21 Todd MacCulloch vs. Arizona State, 1/8/98
- 21 Todd MacCulloch vs. UCLA, 1/31/99
- 20 Doug McClary at St. Louis, 12/19/51
- 20 George Irvine vs. Montana, 1/31/69
- 20 Steve Hawes vs. Oregon, 2/28/70
- 20 Steve Hawes vs. Montana, 12/12/70
- 20 Steve Hawes vs. Seattle Univ., 12/4/70
- 20 Larry Pounds at Washington State, 3/9/74
- 20 Todd MacCulloch vs. Arizona State, 2/29/96

10-Plus Assist Club

- 16 Rafael Stone at California, 2/20/70
- 15 Chester Dorsey vs. UCLA, 2/22/75
- 15 Curtis Allen vs. Arizona State, 1/10/02
- 14 Will Conroy at California, 3/3/05
- 13 Chester Dorsey vs. UCLA, 1974
- 13 Will Conroy vs. Loyola Marymount, 12/12/04
- 13 Will Conroy vs. Sacred Heart, 12/22/04
- 12 Rafael Stone vs. Miami, 1968
- 12 Rafael Stone vs. USC, 1968
- 12 Rafael Stone vs. Missouri (Tempe), 12/20/69
- 12 Chester Dorsey vs. UCLA, 1976
- 12 Steve Burks vs. California, 1/16/82
- 12 Alvin Vaughn vs. Duke (Pullman), 3/18/84
- 11 Rafael Stone vs. Oregon, 1970
- 11 Rafael Stone vs. Utah State, 12/13/69
- 11 Chester Dorsey vs. Bradley, 12/28/74
- 11 Alvin Vaughn at Alaska-Anchorage, 11/26/82
- 11 Alvin Vaughn at St. Mary's, 12/11/82
- 11 Detlef Schrempf at Hawaii, 12/28/84
- 11 Eldridge Recasner vs. Miami (Ohio), 12/28/89
- 11 Prentiss Perkins at Arizona State, 1/16/93
- 11 Senque Carey vs. UCLA, 1/6/00
- 11 Justin Dentmon vs. Southern Utah, 12/4/06
- 10 Rafael Stone vs. Stanford, 1970
- 10 Rafael Stone vs. Northwestern (Tempe), 12/19/69
- 10 Chester Dorsey vs. Stanford, 1975
- 10 Bob Fronk at Arizona State, 2/9/81
- 10 Alvin Vaughn vs. Midwestern State, 12/18/82
- 10 Michael McClain at Arizona, 3/3/94
- 10 Michael McClain at Arizona State, 2/2/95
- 10 Jason Hamilton at Idaho, 12/6/95
- 10 Chris Thompson vs. Washington St., 2/15/97
- 10 Donald Watts at Arizona, 1/9/99
- 10 Senque Carey at Alaska Anchorage, 11/24/99
- 10 Will Conroy vs. USC, 2/3/05
- 10 Will Conroy vs. Pacific (NCAA), 3/19/05



Bill Hanson scored 40 points against Cal in 1962.



Rafael Stone handed out 16 assists at Cal in 1970.

ALL-TIME STARTING LINE-UPS

2007-08 (16-17, 7-11 Pac-10) – CBI

F — Jon Brockman, 17.8, 11.6
 F — Artem Wallace, 3.2, 2.7
 G — Tim Morris, 7.2, 3.6
 G — Ryan Appleby, 11.2, 1.2
 G — Venoy Overton, 4.9, 1.9
 6th — Justin Dentmon, 9.8, 2.3

2006-07 (19-14, 8-10 Pac-10)

F — Jon Brockman, 14.2, 9.6
 F — Quincy Pondexter, 10.7, 4.0
 F — Spencer Hawes, 14.9, 6.4
 G — Ryan Appleby, 10.5, 1.9
 G — Justin Dentmon, 10.1, 4.0
 6th — Adrian Oliver, 4.7, 3.1

2005-06 (26-7, 13-5 Pac-10) – NCAA

F — Jamaal Williams, 13.8, 4.7
 F — Bobby Jones, 10.4, 4.9
 F — Jon Brockman, 8.4, 6.5
 G — Brandon Roy, 20.2, 5.6
 G — Justin Dentmon, 8.3, 3.5
 6th — Ryan Appleby, 7.9, 1.4

2004-05 (29-6, 14-4 Pac-10) – NCAA

F — Mike Jensen, 6.3, 4.1
 F — Bobby Jones, 11.2, 5.6
 G — Tre Simmons, 16.0, 4.8
 G — Will Conroy, 9.4, 3.3
 G — Nate Robinson, 16.4, 3.9
 6th — Brandon Roy, 12.8, 5.0

2003-04 (19-12, 12-6 Pac-10) – NCAA

F — Mike Jensen, 7.6, 4.5
 F — Bobby Jones, 11.2, 4.9
 G — Brandon Roy, 12.9, 5.3
 G — Will Conroy, 12.3, 2.6
 G — Nate Robinson, 13.2, 3.9
 6th — Tre Simmons, 10.8, 3.4

2002-03 (10-17, 5-13 Pac-10)

F — Doug Wrenn, 12.4, 5.8
 F — Bobby Jones, 5.7, 4.1
 F — Mike Jensen, 5.9, 3.9
 G — Will Conroy, 12.7, 3.6
 G — Nate Robinson, 13.0, 3.9
 6th — Curtis Allen, 9.7, 1.6

2001-02 (11-18, 5-13 Pac-10)

F — Doug Wrenn, 19.5, 6.4
 F — Grant Leep, 7.8, 4.1
 C — David Dixon, 8.4, 7.6
 G — Curtis Allen, 12.0, 2.2
 G — Erroll Knight, 7.1, 2.6
 6th — C.J. Massingale, 5.7, 3.3

2000-01 (10-20, 4-14 Pac-10)

F — Will Perkins, 12.8, 7.2
 F — Thalo Green, 10.9, 5.0
 C — David Dixon, 4.7, 3.2
 G — Curtis Allen, 7.0, 2.0
 G — Michael Johnson, 8.9, 2.7
 6th — Greg Clark, 5.5, 2.2

1999-2000 (10-20, 5-13 Pac-10)

F — Chris Walcott, 9.2, 4.4
 F — Will Perkins, 7.8, 5.9
 G — Deon Luton, 15.1, 3.4
 G — Senque Carey, 10.4, 4.0
 G — Michael Johnson, 9.9, 3.6
 6th — Thalo Green, 6.3, 4.9

1998-99 (17-12, 10-8 Pac-10) – NCAA

F — Thalo Green, 3.7, 2.2
 C — Todd MacCulloch, 18.7, 11.9
 G — Deon Luton, 14.3, 2.1
 G — Donald Watts, 13.1, 3.7
 G — Senque Carey, 8.7, 3.1
 6th — Chris Walcott, 5.5, 2.9

1997-98 (20-10, 11-7 Pac-10) – NCAA

F — Patrick Femerling, 5.7, 6.1
 C — Todd MacCulloch, 18.6, 9.7
 G — Deon Luton, 15.4, 2.3
 G — Donald Watts, 16.9, 3.9
 G — Jan Wooten, 5.6, 2.4
 6th — Thalo Green, 5.3, 2.5

1996-97 (17-11, 10-8 Pac-10) – NIT

F — Mark Sanford, 17.0, 8.0
 C — Todd MacCulloch, 14.2, 7.3
 G — Jamie Booker, 13.3, 4.9
 G — Donald Watts, 8.9, 3.4
 G — Jan Wooten, 5.8, 1.8
 6th — Patrick Femerling, 5.6, 4.5

1995-96 (16-12, 9-9 Pac-10) – NIT

F — Mark Sanford, 16.5, 6.1
 C — Todd MacCulloch, 8.8, 4.8
 G — Jamie Booker, 6.6, 4.3
 G — Bryant Boston, 12.7, 3.0
 G — Jason Hamilton, 7.9, 3.3
 6th — Jason Hartman, 7.1, 3.3

1994-95 (9-18, 5-13 Pac-10)

F — Mark Sanford, 14.5, 5.7
 F — Jamie Booker, 6.8, 3.9
 C — David Hawken, 4.4, 4.6
 G — Bryant Boston, 14.7, 3.2
 G — Jason Hamilton, 7.4, 2.8
 6th — Mike Amos, 9.2, 4.6

1993-94 (5-22, 3-15 Pac-10)

F — Amir Rashad, 11.4, 5.9
 F — Scott Didrickson, 8.5, 3.9
 C — Maurice Woods, 12.4, 5.4
 G — Jason Tyrus, 6.3, 2.2
 G — Michael McClain, 5.6, 2.4
 6th — Sam Allen, 7.1, 3.6

1992-93 (13-14, 7-11 Pac-10)

F — Mark Pope, 12.2, 8.0
 F — Chandler Nairn, 7.4, 2.7
 C — Richard Manning, 17.9, 8.4
 G — Bryant Boston, 6.1, 1.8
 G — Prentiss Perkins, 10.4, 3.1
 6th — Martin Keane, 6.3, 4.6

1991-92 (12-17, 5-13 Pac-10)

F — Mark Pope, 10.3, 8.1
 F — Doug Meekins, 10.4, 4.5
 C — Richard Manning, 16.8, 6.1
 G — Bryant Boston, 5.5, 1.9
 G — Brett Pagett, 4.3, 2.5
 6th — Chandler Nairn, 6.9, 2.5

1990-91 (14-14, 5-13 Pac-10)

F — Doug Meekins, 16.1, 6.5
 F — Dion Brown, 15.5, 7.9
 F — Mike Hayward, 8.5, 4.1
 G — Brent Merritt, 13.0, 4.3
 G — James French, 4.3, 1.3
 6th — Amir Rashad, 4.1, 2.1

1989-90 (11-17, 5-13 Pac-10)

F — Dion Brown, 11.3, 6.6
 F — Mike Hayward, 5.2, 2.8
 C — Mark West, 8.1, 5.2
 G — Brent Merritt, 6.7, 2.6
 G — Eldridge Recasner, 16.2, 3.9
 6th — Doug Meekins, 10.4, 6.2

1988-89 (12-16, 8-10 Pac-10)

F — Dion Brown, 10.9, 5.1
 F — Mike Hayward, 9.6, 4.1
 C — Mark West, 13.0, 6.5
 G — Jeff Sanor, 8.1, 2.3
 G — Eldridge Recasner, 18.1, 3.4
 6th — Todd Lautenbach, 7.7, 3.5

1987-88 (10-19, 5-13 Pac-10)

F — Mike Hayward, 14.0, 5.0
 C — Mark West, 14.0, 6.8
 G — Troy Morrell, 5.3, 1.5
 G — Jeff Sanor, 8.4, 3.6
 G — Eldridge Recasner, 17.0, 3.8
 6th — Todd Lautenbach, 4.6, 2.7

1986-87 (20-15, 10-8 Pac-10) – NIT

F — Kevin Vidato, 4.6, 2.9
 F — Phil Zevenbergen, 15.9, 8.9
 C — Christian Welp, 20.8, 9.0
 G — Greg Hill, 12.6, 2.1
 G — Eldridge Recasner, 8.4, 3.1
 6th — Al Moscatel, 4.0, 2.1

1985-86 (19-12, 13-5 Pac-10) – NCAA

F — Shag Williams, 9.9, 7.2
 F — Paul Fortier, 14.8, 7.2
 C — Christian Welp, 19.4, 8.5
 G — Greg Hill, 11.2, 1.9
 G — Clay Damon, 5.1, 1.6
 6th — Al Moscatel, 6.6, 2.7

1984-85 (22-10, 13-5 Pac-10) – NCAA

F — Detlef Schrempf, 15.8, 8.0
 F — Paul Fortier, 13.2, 6.4
 C — Christian Welp, 13.0, 7.0
 G — Shag Williams, 5.2, 2.8
 G — Clay Damon, 8.9, 1.9
 6th — Gary Gardner, 3.8, 2.5

1983-84 (24-7, 15-3 Pac-10) – NCAA

F — Detlef Schrempf, 16.8, 7.4
 F — Paul Fortier, 9.1, 4.5
 C — Christian Welp, 10.6, 6.2
 G — Shag Williams, 6.1, 3.4
 G — Alvin Vaughn, 7.6, 1.7
 6th — Reggie Rogers, 4.9, 4.0

1982-83 (16-15, 7-11 Pac-10)

F — Darrell Tanner, 12.5, 7.2
 F — Reggie Rogers, 8.4, 5.3
 F — Detlef Schrempf, 10.6, 6.8
 G — Brad Watson, 15.1, 3.5
 G — Alvin Vaughn, 8.9, 2.9
 6th — Paul Fortier, 7.1, 4.9

1981-82 (19-10, 11-7 Pac-10) – NIT

F — Dan Caldwell, 13.6, 6.9
 F — Brad Watson, 10.5, 4.7
 C — Kenny Lyles, 12.9, 5.7
 G — Steve Jackson, 6.0, 3.0
 G — Steve Burks, 12.7, 2.7
 6th — Alvin Vaughn, 4.8, 1.3

1980-81 (14-13, 8-10 Pac-10)

F — Dan Caldwell, 11.7, 7.9
 F — Andra Griffin, 19.4, 5.7
 C — Kenny Lyles, 9.0, 7.2
 G — Don Vaughn, 6.6, 1.8
 G — Bob Fronk, 16.7, 2.1
 6th — Steve Burks, 4.7, 1.3

1979-80 (18-10, 9-9 Pac-10) – NIT

F — Stan Walker, 11.6, 5.6
 F — Andra Griffin, 10.9, 4.1
 G — Don Vaughn, 7.4, 1.8
 G — Lorenzo Romar, 9.3, 1.9
 G — Bob Fronk, 11.0, 1.7
 6th — Petur Gudmundsson, 6.3, 5.6

1978-79 (11-16, 6-12 Pac-10)

F — Stan Walker, 12.6, 5.3
 F — Andra Griffin, 11.5, 4.9
 C — Petur Gudmundsson, 10.1, 4.8
 G — Don Vaughn, 7.4, 1.3
 G — Lorenzo Romar, 6.0, 1.4
 6th — James Woods, 8.1, 7.3

1977-78 (14-13, 6-8 Pac-8)

F — Stan Walker, 10.3, 5.3
 F — Andra Griffin, 6.5, 2.7
 C — James Woods, 8.7, 8.1
 G — Mike Neill, 11.5, 2.2
 G — Bob Fronk, 4.7, 1.1
 6th — Kim Stewart, 14.7, 8.9

1976-77 (17-10, 8-6 Pac-8)

F — Stan Walker, 8.7, 4.2
 F — Kim Stewart, 13.4, 9.3
 C — James Edwards, 20.9, 10.4
 G — Mike Neill, 8.8, 2.6
 G — Chester Dorsey, 9.0, 2.0
 6th — Steve Matzen, 3.9, 1.2

ALL-TIME STARTING LINE-UPS

1975-76 (23-5, 10-4 Pac-8) – NCAA

F — Lars Hansen, 14.2, 7.5
 F — Kim Stewart, 9.1, 6.3
 C — James Edwards, 17.6, 7.1
 G — Clarence Ramsey, 15.8, 2.9
 G — Chester Dorsey, 5.8, 2.4
 6th — Ken Lombard, 5.5, 3.4

1974-75 (16-10, 6-8 Pac-8)

F — Larry Jackson, 12.8, 6.1
 F — Larry Pounds, 11.4, 6.5
 C — James Edwards, 12.3, 7.5
 G — Clarence Ramsey, 17.8, 4.5
 G — Chester Dorsey, 4.9, 2.5
 6th — Lars Hansen, 10.3, 6.2

1973-74 (16-10, 7-7 Pac-8)

F — Ray Price, 14.5, 6.8
 F — Larry Pounds, 16.7, 9.2
 C — James Edwards, 6.8, 4.6
 G — Clarence Ramsey, 16.1, 4.0
 G — Ron Williams, 6.3, 2.5
 6th — Lars Hansen, 6.8, 5.8

1972-73 (18-11, 6-8 Pac-8)

F — Ray Price, 15.6, 9.1
 F — Reggie Ball, 10.9, 7.8
 C — Lars Hansen, 7.1, 5.4
 G — Louie Nelson, 23.0, 4.0
 G — Ron Williams, 8.0, 3.1
 6th — Jeff Hawes, 3.8, 3.4

1971-72 (20-6, 10-4 Pac-8)

F — Ray Price, 9.1, 4.7
 F — Reggie Ball, 9.2, 6.5
 C — Steve Hawes, 21.0, 14.0
 G — Charles Dudley, 16.5, 4.6
 G — Louie Nelson, 15.1, 3.8
 6th — Paul Tillman, 5.6, 3.7

1970-71 (15-13, 6-8 Pac-8)

F — Paul Tillman, 6.8, 4.0
 F — Reggie Ball, 8.6, 7.0
 C — Steve Hawes, 20.8, 14.8
 G — Charles Dudley, 7.1, 2.1
 G — Louie Nelson, 15.9, 4.4
 6th — Dave Willenborg, 8.8, 2.4

1969-70 (17-9, 7-7 Pac-8)

F — George Irvine, 20.0, 6.7
 F — Pat Woolcock, 8.4, 4.3
 C — Steve Hawes, 20.2, 10.2
 G — Dave Willenborg, 8.6, 3.4
 G — Rafael Stone, 6.4, 2.9
 6th — Jay Bond, 6.1, 4.7

1968-69 (13-13, 6-8 Pac-8)

F — George Irvine, 15.6, 7.5
 F — Pat Woolcock, 9.0, 4.8
 C — Jay Bond, 13.4, 7.1
 G — Dave Willenborg, 6.0, 2.3
 G — Rafael Stone, 6.6, 2.4
 6th — Dave West, 6.2, 1.0

1967-68 (12-14, 4-10 Pac-8)

F — George Irvine, 15.0, 7.6
 F — Dave Carr, 20.0, 7.6
 C — Jay Bond, 12.3, 7.5
 G — Dave West, 8.1, 2.3
 G — Rafael Stone, 5.2, 2.9
 6th — Pat Woolcock, 5.9, 3.2

1966-67 (13-12, 6-8 Pac-8)

F — Dave Hovde, 10.2, 9.6
 F — Dave Carr, 14.8, 7.5
 C — Gordy Harris, 16.8, 8.3
 G — Rick Slettedahl, 7.9, 2.5
 G — Gary Ostenson, 8.5, 2.0
 6th — Doug Westlake, 6.6, 1.7

1965-66 (10-15, 4-10 Pac-8)

F — Dave Hovde, 10.4, 8.9
 F — Bruce Brickner, 8.2, 7.3
 C — Gordy Harris, 17.4, 7.9
 G — Doug Westlake, 8.8, 3.4
 G — Steve Olsen, 10.8, 3.4
 6th — Dave Carr, 7.5, 4.6

1964-65 (10-16, 5-9 Big 6)

F — Lynn Nance, 17.5, 9.4
 F — Jim Hermann, 6.6, 3.1
 C — Gordy Harris, 8.0, 8.3
 G — Bruce Brickner, 8.9, 7.0
 G — Steve Olsen, 10.5, 3.0
 6th — Bob Johnson, 6.6, 4.8

1963-64 (9-17, 5-10 Big 6)

F — Lynn Nance, 9.1, 4.9
 F — Steve Wilson, 9.4, 4.9
 C — Clint Peeples, 12.1, 7.7
 G — Henry Mathwes, 5.4, n/a
 G — Bob Flowers, 3.7, n/a
 6th — Bruce Brickner, 6.9, 5.0

1962-63 (13-13, 6-6 Big 6)

F — Ed Corell, 14.1, 10.3
 F — Steve Wilson, 9.7, 7.5
 C — Dale Easley, 15.2, 8.4
 G — Charlie Hart, 6.6, 3.0
 G — Larry Sharp, 2.3, 1.3
 6th — Clint Peeples, 3.8, 2.7

1961-62 (16-10, 5-7 Big 5)

F — Ed Corell, 11.9, 11.4
 F — Roger Niva, 10.0, 6.0
 C — Bill Hanson, 20.8, 9.6
 G — Keith Brown, 6.7, 4.3
 G — Dick Reiten, 6.0, 1.4
 6th — Dale Easley, 4.2, 2.6

1960-61 (13-13, 6-6 Big 5)

F — Ed Corell, 7.6, 7.8
 F — Roger Niva, 9.2, 5.9
 C — Bill Hanson, 16.3, 6.8
 G — Clint Names, 12.2, 4.3
 G — Lyle Bakken, 4.0, 2.3
 6th — Earle Irvine, 5.6, 3.3

1959-60 (15-13, 2-9 Big 5)

F — Roger Niva, 9.1, 6.4
 F — Lyle Bakken, 6.6, 4.3
 C — Bill Hanson, 16.4, 8.1
 G — Clint Names, 11.6, 4.2
 G — George Grant, 7.6, 3.4
 6th — Al Murphy, 4.4, 3.0

1958-59 (18-8, 11-5 PCC)

F — Bruno Boin, 15.2, 11.6
 F — Earle Irvine, 9.3, 5.3
 C — Doug Smart, 17.6, 14.3
 G — John Pariseau, 6.9, 1.8
 G — Al Murphy, 3.8, 3.9
 6th — George Grant, 5.5, 2.4

1957-58 (8-18, 5-11 PCC)

F — Earle Irvine, 6.9, 5.8
 F — Bill Stady, 5.6, 4.2
 C — Doug Smart, 20.3, 13.4
 G — Al Murphy, 5.7, 5.6
 G — Dick Crews, 5.0, 3.2
 6th — Ron Crowe, 3.4, 1.2

1956-57 (17-9, 13-3 PCC)

F — Doug Smart, 19.0, 7.9
 F — Bill Stady, 6.1, 5.3
 C — Bruno Boin, 18.9, 7.4
 G — Don Sunitsch, 4.3, 1.9
 G — Don Dorland, 4.6, 1.8
 6th — Dick Crews, 3.2, 2.7

1955-56 (15-11, 11-5 PCC)

F — Jim Coshow, 12.0, 7.0
 F — Ron Olsen, 4.3, 5.0
 C — Bruno Boin, 17.2, 9.5
 G — Doyle Perkins, 10.2, 3.6
 G — Ron Patnoe, 7.3, 2.4
 6th — John Tuft, 5.0, 2.5

1954-55 (13-12, 7-9 PCC)

F — Karl Voegtlin, 9.2, 5.5
 F — Ron Olsen, 6.2, 5.3
 C — Dean Parsons, 19.2, 7.9
 G — Doyle Perkins, 9.3, 3.1
 G — Jerry Johnson, 4.2, 3.1
 6th — Jim Coshow, 8.3, 7.9

1953-54 (8-18, 7-9 PCC)

F — Karl Voegtlin, 9.2, 4.8
 F — Don Tripp, 10.3, 4.1
 C — Dean Parsons, 16.5, 7.0
 G — Doyle Perkins, 7.0, 2.1
 G — Jerry Johnson, 4.5, 3.7
 6th — Jim Coshow, 6.5, 5.7

1952-53 (28-3, 15-1 PCC) – NCAA

F — Mike McCutchen, 9.8, 6.2
 F — Doug McClary, 7.0, 10.5
 C — Bob Houbregs, 25.6, 11.5
 G — Joe Cipriano, 12.8, 3.0
 G — Charlie Koon, 7.8, 3.7
 6th — Dean Parsons, 4.7, 5.0

1951-52 (25-6, 14-2 PCC)

F — Frank Guisness, 12.2, n/a
 F — Duane Enochs, 5.8, n/a
 C — Bob Houbregs, 18.6, n/a
 G — Joe Cipriano, 9.1, n/a
 G — Mike McCutchen, 7.5, n/a
 6th — Doug McClary, 5.4, n/a



Clarence Ramsey was one of five players who averaged double-figures in scoring during the 1974-75 season.

MILESTONE VICTORIES

UW Victories By-the-Numbers

Victory	Year	Opponent, Score	UW Coach	Site
1	1896	Seattle YMCA (Unknown)	no coach	Seattle
50	1911	Whitman (29-20)	Warner Williams	Corvallis
100	1915	Oregon (32-15)	Anthony Savage	Seattle
150	1921	Washington State (26-24)	Hec Edmundson	Pullman
200	1925	Christian Church (39-13)	Hec Edmundson	Seattle
250	1928	Idaho (27-19)	Hec Edmundson	Seattle
300	1931	de Neff's Oregonians (63-14)	Hec Edmundson	Seattle
350	1933	Meiji-Japan (88-26)	Hec Edmundson	Seattle
400	1935	Oregon (39-27)	Hec Edmundson	Seattle
450	1938	Idaho (38-28)	Hec Edmundson	Seattle
500	1941	Western Washington (58-37)	Hec Edmundson	Bellingham
550	1943	USC (52-45)	Hec Edmundson	Seattle
600	1946	British Columbia (69-66)	Hec Edmundson	Victoria
650	1949	Sand Point NAS (79-34)	Art McLarney	Seattle
700	1951	BYU (80-67)	Tippy Dye	Kansas City
750	1956	Baylor (71-62)	Tippy Dye	Moscow
800	1959	Oregon (79-60)	Tippy Dye	Seattle
850	1962	Idaho (55-54)	John Grayson	Seattle
900	1967	Montana (95-79)	Mac Duckworth	Seattle
950	1971	Navy (80-69)	Tex Winter	Palo Alto
1000	1974	Montana State (107-76)	Marv Harshman	Seattle
1050	1976	USC (91-79)	Marv Harshman	Seattle
1100	1980	Gonzaga (63-59)	Marv Harshman	Seattle
1150	1983	Gonzaga (49-48)	Marv Harshman	Seattle
1200	1985	Oregon (88-62)	Marv Harshman	Seattle
1250	1988	Portland (73-63)	Andy Russo	Seattle
1300	1992	Jacksonville (65-63)	Lynn Nance	Seattle
1350	1996	Oregon State (50-40)	Bob Bender	Seattle
1400	1999	USC (85-83)	Bob Bender	Seattle
1450	2004	Oregon State (103-99 ot)	Lorenzo Romar	Corvallis
1500	2006	New Mexico (81-71)	Lorenzo Romar	Anaheim
1550	2008	UCLA (71-61)	Lorenzo Romar	Seattle

Washington's 100-Point Games (33)

Score	Opponent	Site	Date
130-67	Chico State	Seattle	Dec. 1, 1992
117-90	Grambling	Seattle	Dec. 27, 1974
115-80	Portland	Seattle	Nov. 24, 1990
114-94	LaSalle	San Diego	Dec. 29, 1976
114-53	Sacred Heart	Seattle	Dec. 22, 2004
113-79	Montana State	Seattle	Dec. 12, 1975
111-52	Hawaii	Seattle	Jan. 28, 1966
110-80	Lewis-Clark	Seattle	Dec. 4, 1980
110-76	Boise State	Seattle	Dec. 6, 1974
110-63	Houston	Seattle	Dec. 24, 2004
108-68	Oregon State	Seattle	Jan. 15, 2005
107-76	Montana State	Seattle	Nov. 30, 1973
106-75	Seattle University	Seattle	Jan. 3, 1976
106-73	California	Berkeley	Mar. 3, 2005
105-58	Idaho	Seattle	Dec. 2, 1969
105-84	USC	Seattle	Mar. 2, 1956
105-73	Portland State	Seattle	Dec. 16, 2006
104-91	Eastern Washington	Seattle	Nov. 29, 2003
103-70	Washington State	Pullman	Feb. 1, 1975
103-81	UCLA	Seattle	Feb. 22, 1975
103-99 (ot)	Oregon State	Corvallis	Jan. 17, 2004
102-91	Oregon	Seattle	Jan. 22, 1981
102-68	Wichita State	Wichita	Dec. 15, 1972
102-74	Nicholls State	Seattle	Nov. 13, 2006

101-85	Portland State	Seattle	Dec. 3, 1971
101-86	USC	Los Angeles	Jan. 29, 1998
100-75	Dartmouth	Portland	Dec. 29, 1971
100-80	Michigan	Portland	Dec. 30, 1971
100-7	Coll. Puget Sound	Seattle	Jan. 4, 1921
100-102	UAB	Columbus, Ohio	Mar. 19, 2004
100-93	Loyola Marymount	Los Angeles	Dec. 12, 2004
118-51	Morgan State	Seattle	Nov. 13, 2005
112-65	Loyola Marymount	Seattle	Nov. 25, 2005

Opponents' 100-Point Games (20)

Score	Opponent	Site	Date
120-90	Arizona State	Tempe	Dec. 22, 1988
116-61	Arizona	Tucson	Dec. 20, 1988
112-81	Arizona	Tucson	Feb. 5, 1998
110-71	Arizona	Seattle	Dec. 20, 1987
110-91	Arizona	Seattle	Jan. 10, 1998
109-70	UCLA	Los Angeles	Feb. 12, 1972
106-66	Oregon State	Seattle	Feb. 18, 1989
106-69	USC	Los Angeles	Feb. 25, 1967
105-94	UCLA	Los Angeles	Jan. 31, 1998
105-60	Stanford	Palo Alto	Jan. 19, 2002
104-64	UCLA	Los Angeles	Feb. 18, 1978
104-83	Texas	Austin	Nov. 20, 1991
103-82	Arizona	Tucson	Mar. 2, 1997
102-100	UAB	Columbus, Ohio	Mar. 19, 2004
101-76	Oregon	Eugene	Mar. 5, 1971
101-85	UCLA	Los Angeles	Feb. 14, 1970
101-78	UCLA	Los Angeles	Feb. 23, 1989
100-48	UCLA	Seattle	Jan. 5, 1974
100-83	UCLA	Seattle	Feb. 19, 1972
100-71	UCLA	Los Angeles	Feb. 12, 1966



Lorenzo Romar's team earned the 1,550th win in school history against UCLA in 2008.

FRESHMAN RECORDS

Points

No.	Player	Year	Pts.	Avg.
1.	Spencer Hawes	2007	461	14.9
2.	Mike Hayward	1988	406	14.0
3.	Mark Sanford	1995	378	14.5
4.	Quincy Pondexter	2007	342	10.7
5.	Chris Welp	1984	328	16.8
6t.	Mark Pope	1992	300	10.3
6t.	Nate Robinson	2003	300	13.0
8.	Eldridge Recasner	1987	294	8.4
9.	Jon Brockman	2005	278	8.4
10.	Justin Dentmon	2005	274	8.3

Rebounds

No.	Player	Year	Reb.	Avg.
1.	Mark Pope	1992	234	8.1
2.	Jon Brockman	2005	215	6.5
3.	Chris Welp	1984	192	6.2
4.	Todd MacCulloch	1996	134	4.8
5.	Reggie Rogers	1983	163	5.3
6.	Mark Sanford	1995	149	5.7
7.	Mike Hayward	1988	145	5.0
8.	Paul Fortier	1983	141	4.9
9.	Eldridge Recasner	1987	131	3.7
10.	Quincy Pondexter	2007	128	4.0

Field Goal Percentage (minimum 50 attempts)

No.	Player	Year	Pct.	Fg-Att.
1.	Todd MacCulloch	1996	.675	104-154
2.	Mark Pope	1992	.579	110-190
3.	Chris Welp	1984	.570	135-237
4.	Anthony Washington	2003	.556	40-72
5.	Mike Neill	1976	.545	61-112
6.	Thalo Green	1998	.536	67-125
7.	Jon Brockman	2005	.518	116-224
8.	Todd Lautenbach	1988	.515	52-101
9.	Ron Caldwell	1987	.511	46-90
10t.	Lars Hansen	1973	.508	63-124
10t.	Joel Smith	2005	.508	60-118



Spencer Hawes set a UW freshman record for points scored in 2007.

Free Throw Percentage (min. 25 attempts)

No.	Player	Year	Pct.	Ft-Att.
1.	Don Vaughn	1978	.897	52-58
2.	Steve Matzen	1977	.889	32-36
3.	Bob Fronk	1978	.883	35-42
4.	Quentin Youngblood	1990	.821	23-28
5.	Justin Dentmon	2005	.814	96-118
6.	Mike Hayward	1988	.807	113-140
7.	Mark Pope	1992	.804	74-92
8.	Chester Dorsey	1974	.800	60-74
9.	Dan Dickau	1998	.795	31-39
10.	Adrian Oliver	2007	.771	27-35

Minutes

No.	Player	Year	Min.	Avg.
1.	Eldridge Recasner	1987	1,124	32.1
2.	Chris Welp	1984	947	30.5
3.	Justin Dentmon	2005	913	27.7
4.	Mike Hayward	1988	895	30.9
5.	Mark Pope	1992	877	30.2
6.	Jon Brockman	2005	794	24.1
7.	Reggie Rogers	1983	770	24.8
8.	Quincy Pondexter	2007	764	23.9
9.	Senque Carey	1999	741	25.6
10.	James French	1991	727	26.0

Assists

No.	Player	Year	Ast.	Avg.
1.	Justin Dentmon	2005	124	3.8
2.	Venoy Overton	2008	107	3.2
3.	Eldridge Recasner	1987	103	2.9
4.	Senque Carey	1999	94	3.2
5.	James French	1991	88	3.1
6.	Adrian Oliver	2007	71	2.2
7.	Curtis Allen	2001	65	2.2
8.	Mike Hayward	1988	59	2.0
9.	Mark Pope	1992	58	2.0
10.	Nate Robinson	2003	52	2.3

Steals

No.	Player	Year	Stl.	Avg.
1.	Justin Dentmon	2005	52	1.58
2.	Venoy Overton	2008	45	1.36
3.	Jon Brockman	2005	35	1.06
4.	Eldridge Recasner	1987	31	0.89
	James French	1991	31	1.11
6.	Curtis Allen	2001	29	1.00
7.	Reggie Rogers	1983	28	0.90
8.	Nate Robinson	2003	26	1.13
	Jamie Booker	1994	26	1.00
	Mark Sanford	1995	26	1.00

Blocks

No.	Player	Year	Blk.	Avg.
1.	Spencer Hawes	2007	54	1.74
2.	Todd MacCulloch	1996	32	1.14
3.	Jeffrey Day	2002	30	1.07
4.	Chris Welp	1984	28	0.90
5.	Petur Gudmundson	1978	24	0.92
6.	Reggie Rogers	1983	21	0.68
7.	Mark Sanford	1995	18	0.69
	M. Bryan-Amaning	2008	18	0.54
9.	Mark Pope	1992	17	0.59
10.	Patrick Femerling	1996	14	0.50

Opponent High Games

Points

No	Player	School	Date	Pts.
1.	John Block	USC	2/11/66	45
2.	Wally Szczerbiak	Miami (Ohio)	3/12/99	43
	Adam Morrison	Gonzaga	12/4/05	43
4.	John Green	UCLA	2/27/60	38
	Lew Alcindor	UCLA	1/6/68	38
	Stuart House	Washington St.	1/5/80	38
	Steve Johnson	Oregon State	1/24/81	38
8.	Lew Alcindor	UCLA	2/24/67	37
	Brian Jackson	Utah State	12/20/80	37
	Craig Ehlo	Washington St.	3/12/83	37
	Mario Bennett	Arizona State	3/2/95	37
	Salim Stoudamire	Arizona	3/12/05	37

Rebounds

No	Player	School	Date	Reb
1.	Mel Counts	Oregon State	12/8/62	25
2.	Bill Walton	UCLA	2/12/72	24
3.	David Greenwood	UCLA	1/6/78	23
4.	Ansley Truitt	California	2/13/71	21
	Bill Walton	UCLA	2/12/73	21
6.	Bob Presley	California	2/9/68	20
	Ken Gardner	Utah	12/29/70	20
	Tommy Barker	Hawaii	1/24/76	20
	Mark McNamara	California	1/16/82	20
	Mark Madsen	Stanford	2/26/00	20

Assists

No	Player	School	Date	Ast
1.	B.J. Tyler	Texas	11/20/91	14
2.	Freddie Boyd	Oregon State	3/4/72	13
	Andre McCarter	UCLA	1/9/75	13
	Gary Payton	Oregon State	2/18/89	13
	Pooh Richardson	UCLA	2/23/89	13

Steals

No	Player	School	Date	Stl
1t.	Lafayette Lever	Arizona State	2/9/81	8
	Jason Kidd	California	1/28/93	8
	Keith Higgins	Colorado	2/22/95	8
4.	Lafayette Lever	Arizona State	1/10/81	7
	Ronn McMahon	E. Washington	12/13/89	7
	Roderick Taylor	Jackson State	12/4/95	7
	Jeff Trepagnier	Arizona State	3/9/00	7
	Roland Hannah	New Mexico	1/2/00	7
	Alvin Snow	E. Washington	12/14/02	7
	Alex Bausley	Sacramento State	11/19/06	7

Blocks

No	Player	School	Date	Blk
1.	Anwar Ferguson	Houston	12/20/03	8
2.	Gig Sims	UCLA	2/18/78	7
	James Donaldson	Washington St.	3/4/78	7
	Kurt Nimphius	Arizona State	3/3/79	7
	Todd Anderson	Washington St.	1/9/88	7
	Jelani McCoy	UCLA	3/7/96	7

Turnovers

No	Player	School	Date	TO
1.	Frank Oleynick	Seattle U.	1/26/74	15
2.	Toby Bailey	UCLA	1/6/96	12
3.	Marvin Roberts	Utah State	12/7/68	11
	Rickie Hawthorne	California	2/15/75	11
5.	Levi Phillips	West Virginia	12/27/73	10
	Mike Davis	Bradley	12/28/74	10
	Cliff Robinson	USC	1/7/78	10
	James Donaldson	Washington St.	1/28/78	10
	Jheryl Wilson	New Jersey Tech	11/13/07	10

FRESHMAN RECORDS



Justin Dentmon set UW freshman records for assists and steals in 2005.

Points Scored

Team 120, Arizona State, 12/22/88 (120-90)
 Individual 45, John Block, USC, 2/11/66

Field Goals Made

Team 46, Arizona, 2/5/98
 Individual 18, Adam Morrison, Gonzaga, 12/4/06 (18-29)
 18, Wally Szczerbiak, Miami (OH), 3/12/99 (18-33)

Field Goals Attempted

Team 91, UCLA, 2/12/72 (44-91)
 Individual 33, Wally Szczerbiak, Miami (OH), 3/12/99 (18-33)

Field Goals Percentage

Team .700 (42-60), Arizona, 12/20/87
 Individual (min. 10 att.) .900 (9-10), Ronnie Coleman, USC, 2/1/88
 .900 (9-10), Derrick Pope, Montana, 1/3/82
 .900 (9-10), Kiki Vandeweghe, UCLA, 1/27/79
 .900 (9-10), Kevin Bookout, Oklahoma, 11/26/04

3-point Field Goals Made (since 1987)

Team 14, Oregon, 1/23/03
 14, Oregon, 2/14/08
 Individual 7, Ryan Drew, California, 2/8/90
 7, Joe Wallace, Washington State, 2/8/87
 7, Craig McMillan, Arizona, 1/17/87
 7, Adam Spanich, USC, 1/29/98
 7, Salim Stoudamire, Arizona, 3/12/05

3-point Field Goals Attempted (since 1987)

Team 32, Oregon, 1/17/08
 Individual 14, Chamberlain Oguchi, Oregon, 3/9/06
 14, Gabe Pruitt, USC, 1/12/06
 14, Mike Redhair, Arizona State, 3/8/90
 14, Reggie Miller, UCLA, 1/29/87
 14, Adam Spanich, USC, 1/29/98

3-point Field Goal Percentage (since 1987)

Team (min. 5 att.) .857 (6-7), Oregon, 1/22/87
 (min. 10 att.) .786 (11-14), Oregon, 12/20/87
 Individual (min. 5 att.) .857 (6-7), James Davis, Oregon, 1/23/03

Free Throws Made

Team 38, Arizona, 1/27/05 (38-40)
 Individual 21, John Block, USC, 2/11/66 (21-21)

Free Throws Attempted

Team 54, Oregon, 2/10/04 (33-54)
 Individual 25, Marv Roberts, Utah State, 12/13/69 (14-25)

Free Throw Percentage

Team (min. 10 att.) .967 (29-30), USC, 1964
 Individual 1.000 (21-21), John Block, USC, 2/11/66

Rebounds

Team 66, California, 1/12/70
 Individual 25, Mel Counts, Oregon State, 12/8/62

Assists (not kept prior to 1970)

Team 39, UCLA, 2/16/73
 Individual 14, B.J. Tyler, Texas, 11/20/91

Steals (not kept prior to 1976)


Team 21, USC, 1/6/02
 Individual 8, Keith Higgins, Colorado, 2/22/95
 8, Jason Kidd, California, 1/28/93
 8, Lafayette Lever, Arizona State, 2/9/81

Blocked Shots (not kept prior to 1976)

Team 13, Arizona State, 1/9/03
 Individual 8, Anwar Ferguson, Houston, 12/20/03
 12, Michael Mann, Stanford, 1/8/72 (before official blocks kept)

Most Turnovers

Team 36, Morgan State, 11/13/05
 Individual 15, Frank Oleynick, Seattle University, 1/26/74



Chris Welp set then-UW freshman records for points, blocks, field goal percentage and minutes played in 1984.

YEAR-BY-YEAR STATISTICS

Year	FG %	Opp FG%	3PT %	FT %	Rebs	Opp Reb	Reb. Diff.	Points	Opp Pts	Point Diff.	TO	OPP TO	AST	STL
2008	.452	.451	.351	.374	38.1	32.0	+6.1	73.2	70.8	+2.4	13.8	15.0	13.9	6.5
2007	.466	.451	.368	.724	38.2	29.3	+ 8.9	76.5	73.0	+ 3.5	15.7	13.9	15.2	5.5
2006	.471	.436	.365	.749	37.3	31.4	+ 5.9	82.0	69.9	+ 12.1	14.7	17.9	16.0	8.3
2005	.485	.454	.384	.733	37.3	33.3	+ 4.0	86.5	74.2	+ 12.3	14.3	17.9	18.9	8.2
2004	.466	.465	.353	.713	35.6	35.8	- 0.2	82.0	79.0	+ 3.0	15.2	17.0	16.2	7.3
2003	.434	.453	.341	.664	34.4	37.4	- 3.0	72.4	75.0	- 2.6	15.7	17.4	13.6	6.5
2002	.440	.441	.369	.670	36.3	37.1	- 0.8	72.0	77.1	- 5.1	17.3	13.7	13.4	5.6
2001	.415	.467	.306	<u>.575</u>	35.9	38.8	- 2.9	67.6	76.6	<u>- 9.0</u>	17.7	16.8	13.5	6.5
2000	.412	.442	.342	.662	35.1	38.9	- 3.8	66.0	72.8	- 6.8	16.6	15.6	13.3	6.7
1999	.477	.432	.348	.667	35.5	34.3	+ 1.2	74.2	71.5	+ 2.7	16.3	13.9	15.3	6.5
1998	.488	.462	.353	.694	35.5	33.1	+ 2.4	78.6	76.6	+ 2.0	17.6	16.1	15.4	6.5
1997	.483	.442	.365	.698	37.1	30.9	+ 6.2	75.2	72.3	+ 2.9	20.6	16.9	16.9	7.4
1996	.436	.439	.342	.624	35.1	35.4	- 0.3	70.0	67.5	+ 2.5	17.6	19.7	15.0	9.6
1995	.417	.462	.303	.660	33.5	37.3	- 3.8	66.9	70.7	- 3.8	18.1	20.6	15.2	10.0
1994	.408	.458	<u>.287</u>	.623	34.4	36.0	- 1.6	61.9	70.1	- 8.2	18.6	15.2	12.7	5.9
1993	.454	.427	.298	.728	36.9	33.9	+ 3.0	71.1	68.9	+ 2.2	15.6	15.1	13.1	7.3
1992	.454	.443	.290	.706	34.4	31.4	+ 3.0	65.9	67.7	- 1.8	16.0	14.9	13.9	7.4
1991	.462	.456	.371	.679	32.9	30.9	+ 2.0	67.6	67.7	- 0.1	16.8	15.4	13.6	7.9
1990	.460	.456	.326	.741	32.9	27.5	+ 5.4	63.8	65.1	- 1.3	15.2	13.0	<u>12.3</u>	<u>5.4</u>
1989	.492	.511	.401	.699	30.6	34.0	- 3.4	75.6	82.5	- 6.9	18.3	15.9	16.0	6.8
1988	.479	.498	.392	.715	<u>30.4</u>	32.9	- 2.5	70.1	74.9	- 4.8	16.3	15.3	14.6	6.9
1987	.491	.451	.366	.708	37.2	32.5	+ 4.7	75.0	71.4	+ 3.6	16.8	14.4	15.5	6.3
1986	.490	.464	—	.672	37.0	33.1	+ 3.9	72.1	69.0	+ 3.1	15.9	15.4	16.6	6.3
1985	.517	.432	—	.650	34.3	<u>26.9</u>	+ 7.4	64.9	58.8	+ 6.1	15.6	<u>13.4</u>	15.6	6.1
1984	.484	.436	—	.643	33.8	30.3	+ 3.5	64.6	58.7	+ 5.9	<u>13.9</u>	15.9	14.2	6.1
1983	.438	.479	—	.675	38.5	35.9	+ 2.6	65.6	66.4	- 0.8	14.9	16.6	13.3	6.2
1982	.506	.480	—	.672	32.9	31.6	+ 1.3	67.0	63.0	+ 4.0	14.3	15.7	15.0	6.2
1981	.499	.495	—	.721	37.3	38.1	- 0.8	77.3	77.1	+ 0.2	16.9	16.2	16.7	6.7
1980	.491	.458	—	.709	39.3	36.2	+ 3.1	74.6	69.5	+ 5.1	16.3	17.4	15.9	6.4
1979	.459	.480	—	.702	35.2	38.2	- 3.0	66.7	68.1	- 1.4	16.6	17.4	15.2	6.5
1978	.450	.442	—	.683	40.4	42.1	- 1.7	71.1	70.6	+ 0.5	17.7	17.8	16.4	5.4
1977	.456	.453	—	.686	41.9	39.2	+ 2.7	73.6	69.1	+ 4.5	15.6	17.9	14.7	6.2
1976	.508	.436	—	.678	42.4	37.3	+ 5.1	80.2	68.8	+ 11.4	16.2	18.0	22.6	—
1975	.464	.433	—	.633	49.2	43.3	+ 5.9	80.9	73.4	+ 7.5	—	—	—	—
1974	.458	.454	—	.690	45.0	42.5	+ 2.5	77.9	77.3	+ 0.6	—	—	—	—
1973	.454	.407	—	.710	45.7	44.4	+ 1.3	75.2	71.1	+ 4.1	—	—	—	—
1972	.476	.421	—	.715	48.8	45.5	+ 3.3	84.8	77.6	+ 7.2	—	—	—	—
1971	.442	.453	—	.659	47.3	44.0	+ 3.3	78.1	76.9	+ 1.2	—	—	—	—
1970	.467	.433	—	.689	43.7	41.8	+ 1.9	75.8	71.5	+ 4.3	—	—	—	—
1969	.438	.446	—	.613	38.4	42.8	<u>- 4.4</u>	64.5	64.6	- 0.1	—	—	—	—
1968	.431	.428	—	.706	45.0	46.3	- 1.3	76.2	76.5	- 0.3	—	—	—	—
1967	.436	.449	—	.681	46.0	43.7	+ 2.3	74.9	77.7	- 2.8	—	—	—	—
1966	.421	.416	—	.609	46.9	45.2	+ 1.7	69.8	70.8	- 1.0	—	—	—	—
1965	.412	.403	—	.665	45.3	46.1	- 0.8	70.2	70.6	- 0.4	—	—	—	—
1964	.395	.396	—	.626	44.3	43.7	+ 0.6	59.6	66.8	- 7.2	—	—	—	—
1963	.395	.349	—	.683	42.3	42.6	- 0.3	<u>56.4</u>	59.2	- 2.8	—	—	—	—
1962	.419	.352	—	.697	46.4	47.9	- 1.5	66.0	61.0	+ 5.0	—	—	—	—
1961	.407	.354	—	.719	41.2	37.1	+ 4.1	60.8	59.7	+ 1.1	—	—	—	—
1960	.421	.359	—	.679	39.9	42.9	- 3.0	59.9	<u>58.6</u>	+ 1.3	—	—	—	—
1959	.411	.342	—	.692	47.5	42.4	+ 5.1	67.2	61.3	+ 5.9	—	—	—	—
1958	.355	.364	—	.601	40.8	42.6	- 1.8	57.7	63.0	- 5.3	—	—	—	—
1957	.397	.344	—	.652	42.0	42.3	- 0.3	67.9	65.3	+ 2.6	—	—	—	—
1956	.346	.350	—	.701	45.5	43.9	+ 1.6	67.5	64.0	+ 3.5	—	—	—	—
1955	.342	<u>.304</u>	—	.685	45.6	39.8	+ 5.8	66.1	60.6	+ 5.5	—	—	—	—
1954	<u>.331</u>	.351	—	.614	39.3	39.9	- 0.6	62.0	66.5	- 4.5	—	—	—	—
1953	.390	.306	—	.705	43.3	34.4	+ 8.9	72.3	59.1	+ 13.2	—	—	—	—

Highest season figures are denoted by **bold type**

Lowest season figures are denoted by underline

UW RECORD VS. TOP-10 RANKED OPPONENTS

UW Record Against . . .

All-Time Top 25 Opponents: 81-212

Home: 59-84

Away: 10-107

Neutral: 10-23

All-Time Top-10 Opponents: 32-116

Home: 30-48

Away: 1-53

Neutral: 1-15

No. 1-Ranked Opponents: 2-26

Home: 2-14

Away: 0-10

Neutral: 0-2

Last win vs. #1: UW 75, Stanford 62, Mar. 6, 2004

Last meeting vs. #1: UCLA 96, UW 74, Dec. 31, 2006

Defending NCAA Champions: 2-31

(UW 69, Louisville 54; Nov. 29, 1986)

(UW 39, Oregon 31; Jan. 19, 1940)

NCAA Champions (year they won it): 2-32

(UW 92, Arizona 88; Feb. 2, 1997)

(UW 103, UCLA 81; Feb. 22, 197)

Last meeting: Connecticut 69, UW 48 Dec. 1, 1998

NCAA Runners-Up (same year): 6-17

Final Four Teams (same year): 13-76

Defending Final Four Teams (year after): 23-59

UW vs. Top-10 Opponents

Feb. 28, 2008 at #8 Stanford 82, UW 79

Feb. 10, 2008 UW 71, #5 UCLA 71

Jan. 10, 2008 at #5 UCLA 69, UW 55

Jan. 5, 2008 #4 Washington St. 56, UW 52

Mar. 3, 2007 UW 61, #2 UCLA 51

Feb. 17, 2007 at #7 Pittsburgh 65, UW 61

Feb. 14, 2007 #10 Washington State 65, UW 61

Jan. 25, 2007 UW 89, #7 Oregon 77

Jan. 4, 2007 #7 Arizona 96, UW 87

Dec. 31, 2006 at #1 UCLA 96, UW 74

Mar. 24, 2006 vs. #2 Connecticut 98, UW 92

Dec. 4, 2006 UW 99, vs. #6 Gonzaga 95

Mar. 24, 2005 vs. #4 Louisville 93, UW 79

Mar. 12, 2005 UW 81, vs. #8 Arizona 72

Feb. 26, 2005 UW 93, #9 Arizona 85

Mar. 13, 2004 vs. #2 Stanford 77, UW 66

Mar. 6, 2004 UW 75, #1 Stanford 62

Jan. 29, 2004 UW 96, #9 Arizona 83

Jan. 4, 2004 at #5 Stanford 85, UW 72

Feb. 6, 2003 #2 Arizona 88, UW 85 ot

Jan. 11, 2003 at #2 Arizona 79, UW 61

Mar. 7, 2002 vs. #6 Oregon 86, UW 64

Feb. 24, 2001 at #1 Stanford 99, UW 79

Jan. 25, 2001 #1 Stanford 94, UW 83

Feb. 26, 2000 #1 Stanford 77, UW 52

Feb. 10, 2000 #7 Arizona 65, UW 56

Jan. 27, 2000 at #2 Stanford 92, UW 62

Jan. 15, 2000 at #2 Arizona 69, UW 62

Feb. 18, 1999 #7 Stanford 89, UW 57

Feb. 4, 1999 UW 90, #10 Arizona 84

Jan. 23, 1999 at #3 Stanford 67, UW 60

Jan. 9, 1999 at #8 Arizona 88, UW 86

Dec. 1, 1999 vs. #1 Connecticut 69, UW 48

Mar. 19, 1998 #6 Connecticut 75, UW 74 (NCAA)

Feb. 19, 1998 at #10 Stanford 93, UW 70

Feb. 5, 1998 at #4 Arizona 112, UW 81

Jan. 31, 1998 at #8 UCLA 105, UW 94

Jan. 24, 1998 #5 Stanford 74, UW 72

Jan. 10, 1998 #5 Arizona 110, UW 91

Mar. 6, 1997 #9 UCLA 87, UW 85

Feb. 10, 1997 #8 Cincinnati 82, UW 69

Feb. 2, 1997 UW 92, #10 Arizona 88

Feb. 9, 1995 #6 UCLA 74, UW 66

Jan. 12, 1995 at #6 UCLA 75, UW 57

Mar. 3, 1994 at #8 Arizona 95, UW 62

Feb. 10, 1994 at #9 UCLA 79, UW 76

Jan. 15, 1994 #5 UCLA 82, UW 62

Feb. 13, 1993 #5 Arizona 81, UW 72

Mar. 8, 1992 #9 UCLA 80, UW 79

Mar. 5, 1992 #8 USC 75, UW 63

Feb. 15, 1992 at #7 Arizona 85, UW 51

Feb. 6, 1992 at #4 UCLA 74, UW 61

Jan. 16, 1992 UW 62, #7 Arizona 60

Feb. 2, 1991 at #6 Arizona 85, UW 56

Jan. 3, 1991 UW 70, #4 Arizona 56

Feb. 5, 1989 #4 Arizona 85, UW 68

Jan. 3, 1989 #1 Duke 87, UW 61

Dec. 20, 1989 at #9 Arizona 116, UW 61

Mar. 5, 1988 at #3 Arizona 89, UW 71

Dec. 4, 1986 at #6 Kansas 82, UW 68

Nov. 24, 1985 #5 Kansas 69, UW 64

Jan. 12, 1985 at #2 Duke 71, UW 59

Dec. 27, 1984 vs. #10 Georgia Tech 65, #11 UW 58

Mar. 5, 1983 #6 UCLA 90, UW 66

Dec. 23, 1982 UW 55, #6 Missouri 48

Nov. 27, 1982 vs. #7 Louisville 58, UW 47

Feb. 18, 1982 #5 Oregon State 55, UW 44

Feb. 23, 1981 at #2 Oregon State 89, UW 63

Feb. 9, 1981 at #5 Arizona State 78, UW 76

Jan. 24, 1981 #1 Oregon State 97, UW 91 ot

Jan. 3, 1981 at #7 UCLA 96, UW 74

Feb. 14, 1980 #4 Oregon State 82, UW 73

Jan. 19, 1980 at #4 Oregon State 89, UW 84

Feb. 22, 1979 UW 69, #1 UCLA 68

Jan. 27, 1979 at #6 UCLA 86, UW 61

Feb. 18, 1978 at #4 UCLA 104, UW 64

Jan. 21, 1978 at #2 Marquette 71, UW 63

Jan. 6, 1978 #7 UCLA 79, UW 60

Feb. 12, 1977 UW 78, #2 UCLA 73

Feb. 3, 1977 at #2 UCLA 75, UW 65

Mar. 13, 1976 vs. #10 Missouri 69, #11 UW 67

Feb. 14, 1976 at #6 UCLA 78, #9 UW 76

Feb. 5, 1976 #9 UCLA 92, #6 UW 87

Feb. 22, 1975 UW 103, #2 UCLA 81

Feb. 20, 1975 UW 89, #10 USC 88

Jan. 18, 1975 #8 Oregon 68, UW 66

Jan. 11, 1975 at #6 USC 89, UW 87

Jan. 9, 1975 at #2 UCLA 92, UW 82

Dec. 14, 1974 UW 74, #9 at Kansas 64

Feb. 23, 1974 at #3 UCLA 99, UW 65

Jan. 5, 1974 #1 UCLA 100, UW 48

Feb. 16, 1973 at #1 UCLA 93, UW 62

Feb. 12, 1973 #1 UCLA 76, UW 67

Feb. 19, 1972 #1 UCLA 100, UW 83

Feb. 12, 1972 at #1 UCLA 109, UW 70

Mar. 1, 1971 #1 UCLA 71, UW 69

Feb. 27, 1971 #3 USC 81, UW 80

Jan. 9, 1971 at #4 USC 79, UW 72

Jan. 8, 1971 at #1 UCLA 78, UW 69

Feb. 14, 1970 at #1 UCLA 101, UW 85

Feb. 7, 1970 #1 UCLA 66, UW 56

Feb. 17, 1969 #1 UCLA 53, UW 44

Feb. 7, 1969 at #1 UCLA 62, UW 51

Feb. 24, 1968 #2 UCLA 84, UW 67

Jan. 6, 1968 at #1 UCLA 93, UW 65

Dec. 9, 1967 #7 Purdue 84, UW 77

Dec. 8, 1967 UW 98, #7 Purdue 87

Feb. 24, 1967 at #1 UCLA 71, UW 43

Jan. 28, 1967 UW 81, #3 Houston 78

Jan. 9, 1967 #1 UCLA 83, UW 68

Dec. 20, 1966 at #8 Houston 87, UW 65

Feb. 12, 1965 #2 UCLA 83, UW 73

Feb. 6, 1965 at #2 UCLA 78, UW 75

Dec. 28, 1964 vs. #3 Minnesota 77, UW 76

Feb. 24, 1964 #1 UCLA 78, UW 64

Feb. 15, 1964 at #1 UCLA 88, UW 60

Feb. 14, 1964 at #1 UCLA 73, UW 58

Feb. 1, 1963 UW 49, #7 Stanford 48

Jan. 5, 1963 UW 67, #9 UCLA 63

Jan. 4, 1963 UW 62, #9 UCLA 61

Dec. 29, 1963 vs. #9 Stanford 63, UW 62 tot

Dec. 8, 1962 #7 Oregon State 57, UW 45

Feb. 17, 1962 UW 73, #6 Oregon State 61

Jan. 13, 1962 #4 USC 78, UW 64

Jan. 12, 1962 UW 85, #4 USC 67

Dec. 29, 1961 vs. #9 Purdue 75, UW 49

Dec. 27, 1961 vs. #1 Ohio State 59, UW 49

Feb. 18, 1961 UW 61, #8 USC 55

Jan. 7, 1961 #9 UCLA 62, UW 58

Jan. 6, 1961 UW 58, #9 UCLA 45

Feb. 26, 1960 #4 California 54, UW 47

Feb. 5, 1960 at #3 California 68, UW 53

Jan. 16, 1960 at #2 California 79, UW 39

Jan. 9, 1960 #10 USC 69, UW 68

Jan. 8, 1960 #10 USC 53, UW 52

Dec. 22, 1958 at #6 Northwestern 75, UW 69

Dec. 30, 1957 UW 71, #8 Michigan State 69

Dec. 21, 1957 at #3 Kansas State 70, UW 63

Dec. 20, 1957 at #2 Kansas 77, UW 59

Feb. 9, 1957 UW 90, #5 UCLA 74

Feb. 8, 1957 #5 UCLA 68, UW 65

Dec. 15, 1956 #1 Kansas 92, UW 78

Dec. 14, 1956 #1 Kansas 77, UW 63

Dec. 27, 1955 UW 76, #6 Iowa 71

Mar. 17, 1953 at #5 Kansas 79, #2 UW 53

Dec. 13, 1952 at #7 UCLA 54, #4 UW 47

Dec. 12, 1952 #4 UW 53, at #7 UCLA 49

Dec. 19, 1951 #8 UW 58, at #4 St. Louis 53

UW VS. RANKED OPPONENTS

Poll Patter

Highest UW Ranking in History

#2 — 1953, Final Regular Season Poll

Last Time UW Ranked

#24 — January 1, 2007
(10–3 record under Coach Lorenzo Romar)

Last Time UW Ranked in Preseason

#22 — Nov. 6, 2006

Last Time UW Ranked in Final Poll

#17 — March 13, 2006

Only Times UW Beat a No. 1 Team

Feb. 22, 1979 (UW 69, UCLA 68, Seattle)
Mar. 6, 2004 (UW 75, Stanford 62, Seattle)

Most Recent Meetings vs. No. 1 Teams

Dec. 31, 2006 (#1 UCLA 96, UW 74, Los Angeles)
Mar. 6, 2004 (UW 75, #1 Stanford 62, Seattle)

Last Time Defeated Top-10 Team

Feb. 10, 2008 (UW 71, #5 UCLA 61, Seattle)

Last Time Defeated Top-25 Team

Feb. 10, 2008 (UW 71, #5 UCLA 61, Seattle)

UW vs. Ranked Opponents

(Associated Press Poll)

(The A.P. Top-20 poll began in 1949 and became a top-25 beginning with the 1989-90 season)

Mar. 8, 2008	at #23 Washington State 76, UW 73 (2OT)
Feb. 28, 2008	at #8 Stanford 82, UW 79
Feb. 10, 2008	UW 71, #5 UCLA 61
Jan. 31, 2008	#14 Stanford 65, UW 51
Jan. 24, 2008	at #24 Arizona State 72, UW 61
Jan. 10, 2008	at #5 UCLA 69, UW 55
Jan. 5, 2008	#4 Washington State 56, UW 52
Dec. 8, 2007	#12 Pittsburgh 75, UW 74
Nov. 23, 2007	vs. #21 Syracuse 91, UW 85
Nov. 21, 2007	vs. #16 Texas A&M 77, UW 63
Mar. 11, 2007	vs. #11 Washington State 74, UW 64
Mar. 3, 2007	UW 61, #2 UCLA 51
Mar. 1, 2007	UW 85, #23 USC 70
Feb. 24, 2007	at #23 Oregon 93, UW 85
Feb. 17, 2007	at #7 Pittsburgh 65, UW 61
Feb. 14, 2007	#10 Washington State 65, UW 61
Feb. 11, 2007	UW 64, #25 Stanford 52
Feb. 3, 2007	at #20 Arizona 84, UW 54
Jan. 25, 2007	UW 89, #7 Oregon 77
Jan. 4, 2007	#7 Arizona 96, UW 87
Dec. 31, 2006	at #1 UCLA 96, UW 74
Dec. 20, 2006	UW 88, #12 LSU 72
Dec. 9, 2006	at #18 Gonzaga 97, UW 77
Mar. 24, 2006	vs. #2 Connecticut 98, UW 92
Mar. 18, 2006	UW 67, #13 Illinois 64
Feb. 11, 2006	UW 70, #13 UCLA 67
Jan. 14, 2006	UW 69, #11 UCLA 65
Dec. 4, 2006	UW 99, vs. #6 Gonzaga 95
Mar. 24, 2005	vs. #4 Louisville 93, UW 79
Mar. 19, 2005	UW 97, vs. #22 Pacific 79
Mar. 12, 2005	UW 81, vs. #8 Arizona 72
Feb. 26, 2005	UW 93, #9 Arizona 85
Jan. 27, 2005	at #11 Arizona 91, UW 82
Dec. 19, 2004	UW 68, #12 N.C. State 64

Nov. 27, 2004	UW 79, vs. #19 Alabama 76
Mar. 13, 2004	vs. #2 Stanford 77, UW 66
Mar. 12, 2004	UW 90, vs. #21 Arizona 85
Mar. 6, 2004	UW 75, #1 Stanford 62
Feb. 26, 2004	UW 89, at #17 Arizona 84
Jan. 29, 2004	UW 96, #9 Arizona 83
Jan. 4, 2004	at #5 Stanford 85, UW 72
Dec. 3, 2003	#17 Gonzaga 86, UW 63
Feb. 15, 2003	at #22 California 58, UW 53
Feb. 13, 2003	at #24 Stanford 78, UW 69
Feb. 6, 2003	#2 Arizona 88, UW 85 ot
Jan. 23, 2003	at #23 Oregon 91, UW 66
Jan. 11, 2003	at #2 Arizona 79, UW 61
Mar. 7, 2002	vs. #9 Oregon 64, UW 86
Feb. 23, 2002	at #15 Oregon 90, UW 84
Feb. 14, 2002	#12 Stanford 91, UW 65
Feb. 7, 2002	at #11 Arizona 92, UW 81
Jan. 24, 2002	UW 97, #19 Oregon 92
Jan. 12, 2002	#20 Arizona 74, UW 69
Jan. 4, 2002	at #14 UCLA 74, UW 62
Dec. 20, 2001	#19 UCLA 85, UW 79
Dec. 11, 2001	#25 Gonzaga 67, UW 47
Mar. 10, 2001	UW 96, #13 UCLA 94
Feb. 24, 2001	at #1 Stanford 99, UW 79
Feb. 8, 2001	at #11 Arizona 82, UW 62
Jan. 25, 2001	#1 Stanford 94, UW 63
Jan. 13, 2001	#21 Arizona 89, UW 64
Jan. 6, 2001	at #20 USC 87, UW 61
Dec. 21, 2000	vs. #17 Alabama 69, UW 60
Feb. 26, 2000	#1 Stanford 77, UW 52
Feb. 10, 2000	#7 Arizona 65, UW 56
Jan. 26, 2000	at #2 Stanford 92, UW 62
Jan. 15, 2000	at #2 Arizona 69, UW 62
Jan. 6, 2000	UW 63, #24 UCLA 62
Dec. 21, 1999	#13 Oklahoma State 84, UW 72
Dec. 13, 1999	#22 Gonzaga 76, UW 66
Feb. 27, 1999	at #15 UCLA 79, UW 62
Feb. 18, 1999	#7 Stanford 89, UW 57
Feb. 4, 1999	UW 90, #10 Arizona 84
Jan. 31, 1999	UW 93, #11 UCLA 83
Jan. 23, 1999	at #3 Stanford 67, UW 60
Jan. 9, 1999	at #8 Arizona 88, UW 86
Dec. 24, 1998	UW 70, #11 New Mexico 61
Dec. 1, 1999	vs. #1 Connecticut 69, UW 48
Mar. 19, 1998	#6 Connecticut 75, UW 74 (NCAA)
Mar. 12, 1998	UW 69, #23 Xavier 68 (NCAA)
Mar. 1, 1998	UW 95, #18 UCLA 94
Feb. 19, 1998	at #10 Stanford 93, UW 70
Feb. 5, 1998	at #4 Arizona 112, UW 81
Jan. 31, 1998	at #8 UCLA 105, UW 94
Jan. 24, 1998	#5 Stanford

Jan. 10, 1998	#5 Arizona 110, UW 91
Feb. 22, 1997	UW 75, #20 Stanford 61
Feb. 20, 1997	#25 California 78, UW 67
Feb. 10, 1997	#8 Cincinnati 89, UW 62
Feb. 2, 1997	UW 92, #10 Arizona 88
Jan. 23, 1997	at #17 Stanford 78, UW 67
Jan. 11, 1997	UW 78, #17 Oregon 77
Mar. 2, 1997	at #15 Arizona 103, UW 82
Mar. 6, 1997	#9 UCLA 87, UW 85
Mar. 7, 1996	at #17 UCLA 91, UW 88 OT
Mar. 3, 1996	#11 Arizona 67, UW 65
Feb. 24, 1996	at #24 Stanford 71, UW 56
Feb. 1, 1996	UW 80, at #14 Arizona 79 ot
Jan. 27, 1996	UW 71, #25 California 69
Jan. 6, 1996	#20 UCLA 78, UW 70
Dec. 16, 1995	at #18 Michigan 60, UW 59
Mar. 4, 1995	#12 Arizona 63, UW 54
Mar. 2, 1995	#15 Arizona State 72, UW 71
Feb. 16, 1995	at #19 Oregon 88, UW 63
Feb. 9, 1995	#6 UCLA 74, UW 66
Feb. 4, 1995	at #12 Arizona 91, UW 65
Feb. 2, 1995	at #16 Arizona State 78, UW 73 ot
Jan. 21, 1995	#17 Oregon 92, UW 83
Jan. 12, 1995	at #6 UCLA 75, UW 57
Jan. 7, 1995	#17 California 84, UW 76
Jan. 5, 1995	#23 Stanford 65, UW 51
Mar. 10, 1994	#16 California 62, UW 56
Mar. 3, 1994	at #8 Arizona 95, UW 62
Feb. 10, 1994	at #9 UCLA 79, UW 76
Feb. 5, 1994	UW 74 #12 Arizona 69
Jan. 15, 1994	#5 UCLA 82, UW 62
Jan. 8, 1994	at #24 California 79, UW 64
Dec. 3, 1993	at #23 Cincinnati 88, UW 72
Feb. 13, 1993	#5 Arizona 81, UW 72
Jan. 14, 1993	at #12 Arizona 93, UW 86
Mar. 8, 1992	#9 UCLA 80, UW 79
Mar. 5, 1992	#8 USC 75, UW 63
Feb. 15, 1992	at #7 Arizona 85, UW 51
Feb. 8, 1992	at #16 USC 59, UW 56
Feb. 6, 1992	at #4 UCLA 74, UW 61
Jan. 16, 1992	UW 62, #7 Arizona 60
Mar. 10, 1991	at #17 UCLA 73, UW 60
Mar. 3, 1991	UW 86, #16 UCLA 68
Feb. 2, 1991	at #6 Arizona 85, UW 56
Jan. 3, 1991	UW 70, #4 Arizona 56
Feb. 15, 1990	UW 66, #16 Oregon State 57
Feb. 3, 1990	#24 Arizona 75, UW 60
Jan. 20, 1990	at #18 Oregon State 70, UW 63
Jan. 4, 1990	at #19 Arizona 65, UW 51
Dec. 23, 1989	at #12 Duke 74, UW 64
Nov. 30, 1989	#15 UCLA 58, UW 56



Mark Sanford was a part of three wins over top-25 opponents in 1997, including a four-point win over #10 Arizona.

UW VS. RANKED OPPONENTS

Feb. 5, 1989	#4 Arizona 85, UW 68
Jan. 3, 1989	#1 Duke 87, UW 61
Dec. 20, 1988	at #9 Arizona 116, UW 61
Mar. 5, 1988	at #3 Arizona 89, UW 71
Jan. 4, 1988	#17 Kansas 67, UW 57
Nov. 29, 1987	at #20 Memphis State 86, UW 57
Mar. 8, 1987	#18 UCLA 76, UW 64
Dec. 21, 1986	UW 90, #17 UCLA 80
Dec. 4, 1986	at #6 Kansas 82, UW 68
Mar. 13, 1986	#18 Michigan State 72
Nov. 27, 1985	#12 Louisiana State 70, UW 61
Nov. 24, 1985	#5 Kansas 69, UW 64
Feb. 28, 1985	UW 60, #19 Arizona 58
Feb. 16, 1985	UW 60, at #18 Oregon State 45
Jan. 12, 1985	at #2 Duke 71, UW 59
Dec. 27, 1984	#10 Georgia Tech 65, UW 58
Mar. 18, 1984	UW 80, #14 Duke 78
Feb. 4, 1984	UW 89, #20 UCLA 81
Jan. 21, 1984	UW 71, #11 Oregon State 58
Dec. 1, 1983	at #12 Louisiana State 51, UW 48
Mar. 5, 1983	#6 UCLA 90, UW 66
Feb. 5, 1983	at #7 UCLA 84, UW 65
Dec. 23, 1982	UW 55, #6 Missouri 48
Nov. 28, 1982	#7 Louisville 58, UW 47
Mar. 5, 1982	at #19 UCLA 68, UW 67
Feb. 18, 1982	#5 Oregon State 55, UW 44
Jan. 23, 1982	at #12 Oregon State 63, UW 43
Jan. 4, 1982	UW 56, #16 UCLA 50
Mar. 7, 1981	#13 UCLA 91, UW 72
Feb. 23, 1981	at #2 Oregon State 89, UW 63
Feb. 9, 1981	at #5 Arizona State 78, UW 76
Jan. 24, 1981	#1 Oregon State 97, UW 91
Jan. 10, 1981	#14 Arizona State 90, UW 62
Jan. 3, 1981	at #7 UCLA 96, UW 74
Nov. 28, 1980	#19 Brigham Young 80, UW 70
Mar. 1, 1980	#15 Arizona State 75, UW 73
Feb. 14, 1980	#4 Oregon State 82, UW 73
Jan. 19, 1980	at #4 Oregon State 89, UW 84
Feb. 22, 1979	UW 69, #1 UCLA 68
Jan. 27, 1979	at #6 UCLA 86, UW 61
Feb. 18, 1978	at #4 UCLA 104, UW 64
Jan. 21, 1978	at #2 Marquette 71, UW 63
Jan. 6, 1978	#7 UCLA 79, UW 60
Feb. 26, 1977	#17 Oregon 61, UW 60
Feb. 12, 1977	UW 78, #2 UCLA 73
Feb. 3, 1977	at #2 UCLA 75, UW 65
Jan. 13, 1977	at #20 Oregon 73, UW 68
Dec. 3, 1976	at #14 WakeForest 92, UW 75
Mar. 13, 1976	#10 Missouri 69, UW 67
Feb. 26, 1976	UW 67, at #17 Oregon 62
Feb. 14, 1976	at #6 UCLA 78, UW 76
Feb. 5, 1976	#9 UCLA 92, UW 87
Jan. 17, 1976	#17 Oregon State 72, UW 70
Mar. 1, 1975	at #17 Oregon State 86, UW 73
Feb. 23, 1975	UW 103, #2 UCLA 81
Feb. 22, 1975	UW 89, #10 USC 88
Jan. 18, 1975	#9 Oregon 68, UW 66
Jan. 11, 1975	at #6 USC 89, UW 87
Jan. 9, 1975	at #2 UCLA 92, UW 82
Dec. 14, 1974	UW 74, #9 Kansas 64
Feb. 23, 1974	at #3 UCLA 99, UW 65
Feb. 22, 1974	at #12 USC 79, UW 64
Jan. 7, 1974	#11 USC 90, UW 76
Jan. 5, 1974	#1 UCLA 100, UW 48
Dec. 22, 1973	at #20 Cincinnati 82, UW 80
Feb. 16, 1973	at #1 UCLA 93, UW 62
Feb. 12, 1973	#1 UCLA 76, UW 67
Dec. 29, 1972	#11 North Carolina 89, UW 72
Dec. 16, 1972	at #20 Kansas State 71, UW 64
Feb. 19, 1972	#1 UCLA 100, UW 83
Feb. 12, 1972	at #1 UCLA 109, UW 70
Dec. 27, 1971	#14 Florida State 85, UW 77



Doug Smart (left) and the Huskies played six top-20 teams in non-conference play in 1957-58.

Mar. 1, 1971	#1 UCLA 71, UW 69
Feb. 27, 1971	#3 USC 81, UW 80
Jan. 25, 1971	UW 82, #16 Oregon 75
Jan. 9, 1971	at #4 USC 79, UW 72
Jan. 8, 1971	at #1 UCLA 78, UW 69
Feb. 14, 1970	at #1 UCLA 101, UW 85
Feb. 13, 1970	at #18 USC 84, UW 81
Feb. 9, 1970	UW 77, #11 USC 72
Feb. 7, 1970	#1 UCLA 66, UW 56
Dec. 26, 1969	UW 90, #12 USC 86
Feb. 17, 1969	#1 UCLA 53, UW 44
Feb. 7, 1969	at #1 UCLA 62, UW 51
Dec. 30, 1968	UW 64, at #16 Ohio State 59
Feb. 24, 1968	#2 UCLA 84, UW 67
Jan. 6, 1968	at #1 UCLA 93, UW 65
Dec. 9, 1967	#7 Purdue 84, UW 77
Dec. 8, 1967	UW 98, #7 Purdue 87
Feb. 24, 1967	at #1 UCLA 71, UW 43
Jan. 28, 1967	UW 81, #3 Houston 78
Jan. 9, 1967	#1 UCLA 83, UW 68
Dec. 20, 1966	at #8 Houston 87, UW 65
Feb. 12, 1965	#2 UCLA 83, UW 73
Feb. 6, 1965	at #2 UCLA 78, UW 75
Dec. 28, 1964	#3 Minnesota 77, UW 76
Feb. 24, 1964	#1 UCLA 78, UW 64
Feb. 15, 1964	at #1 UCLA 88, UW 60
Feb. 14, 1964	at #1 UCLA 73, UW 58
Feb. 1, 1963	UW 49, #7 Stanford 48
Jan. 5, 1963	UW 67, #9 UCLA 63
Jan. 4, 1963	UW 62, #9 UCLA 61
Dec. 29, 1962	#9 Stanford 63, UW 62
Dec. 8, 1962	#7 Oregon State 57, UW 45
Feb. 17, 1962	UW 73, #6 Oregon State 61
Jan. 13, 1962	#4 USC 78, UW 64
Jan. 12, 1962	UW 85, #4 USC 67
Dec. 29, 1961	#9 Purdue 75, UW 73
Dec. 27, 1961	#1 Ohio State 59, UW 49
Feb. 18, 1961	UW 61, #8 USC 55
Jan. 7, 1961	#9 UCLA 62, UW 58
Jan. 6, 1961	UW 58, #9 UCLA 45
Feb. 26, 1960	#4 California 54, UW 47
Feb. 5, 1960	at #3 California 68, UW 53
Jan. 16, 1960	at #2 California 70, UW 39

Jan. 9, 1960	#10 USC 69, UW 68
Jan. 8, 1960	#10 USC 53, UW 52
Jan. 2, 1959	#20 California 54, UW 43
Dec. 22, 1958	at #6 Northwestern 75, UW 69
Jan. 4, 1958	#19 California 57, UW 45
Dec. 30, 1957	UW 71, #8 Michigan State 69
Dec. 27, 1957	#12 Utah 64, UW 62
Dec. 21, 1957	at #3 Kansas State 70, UW 63
Dec. 20, 1957	at #2 Kansas 77, UW 59
Dec. 14, 1957	#18 Oklahoma State 43, UW 39
Dec. 13, 1957	#18 Oklahoma State 47, UW 39
Feb. 23, 1957	#15 California 72, UW 62
Feb. 22, 1957	UW 70, #15 California 57
Feb. 9, 1957	UW 90, #5 UCLA 74
Feb. 8, 1957	#5 UCLA 68, UW 65
Dec. 15, 1956	#1 Kansas 92, UW 78
Dec. 14, 1956	#1 Kansas 77, UW 63
Feb. 4, 1956	at #20 UCLA 82, UW 75
Feb. 3, 1956	at #20 UCLA 61, UW 60
Dec. 27, 1955	UW 76, #6 Iowa 71
Dec. 3, 1955	at #19 Stanford 73, UW 68
Dec. 2, 1955	at #19 Stanford 72, UW 55
Mar. 17, 1953	#5 Kansas 79, UW 53
Mar. 13, 1953	UW 92, #14 Seattle Univ. 70
Jan. 10, 1953	UW 82, #18 Idaho 58
Jan. 9, 1953	UW 76, #18 Idaho 64
Dec. 20, 1952	UW 99, #18 California 98
Dec. 19, 1952	UW 60, #18 California 50
Dec. 13, 1952	at #7 UCLA 54, UW 47
Dec. 12, 1952	UW 53, at #7 UCLA 49
Mar. 10, 1952	at #19 UCLA 60, UW 50
Mar. 8, 1952	UW 53, at #19 UCLA 50
Mar. 7, 1952	at #19 UCLA 65, UW 53
Feb. 23, 1952	at #19 Wyoming 55, UW 54
Feb. 22, 1952	UW 52, at #10 Wyoming 50
Dec. 22, 1951	UW 55, at #15 Minnesota 51
Dec. 19, 1951	UW 58, at #4 St. Louis 53
Dec. 8, 1951	UW 76, #13 UCLA 61
Dec. 7, 1951	UW 60, #13 UCLA 52
Mar. 24, 1951	UW 80, #11 Brigham Young 67
Feb. 18, 1950	#16 Washington State 60, UW 42
Feb. 17, 1950	#16 Washington State 54, UW 46

MARGINS AND STREAKS

Largest Wins

All-Time

Margin	Opponent	Score	Date
93	Puget Sound	100-7	Jan. 14, 1921
75	Sand Point NAS	112-37	Dec. 3, 1947
69	USS Maryland	90-21	Nov. 28, 1937
66	Meiji-Japan	79-13	Dec. 30, 1932
67	Morgan State	118-51	Nov. 13, 2005
66	at East Kauai All-Stars	80-14	March, 1938
65	Puget Sound	88-23	Jan. 7, 1915
63	Chico State	130-67	Dec. 1, 1992
62	Canco AC	69-7	Jan. 3, 1922
62	Meiji-Japan	88-26	Dec. 29, 1932

Modern Day (since 1950)

Margin	Opponent	Score	Date
67	Morgan State	118-51	Nov. 13, 2005
63	Chico State	130-67	Dec. 1, 1992
61	Sacred Heart	114-53	Dec. 22, 2004
59	Hawaii	111-52	Jan. 28, 1966
51	Brigham Young	95-44	Nov. 26, 1996
47	Idaho	105-58	Dec. 2, 1969
47	Chico State	94-47	Dec. 3, 1991
47	Houston	110-63	Dec. 24, 2004
47	Loyola Marymount	112-65	Nov. 25, 2005
45	Washington State	86-41	Mar. 3, 1951

Pacific-10 Conference (since 1979)

Margin	Opponent	Score	Date
40	Oregon State	108-68	Jan. 15, 2005
38	Oregon State	97-59	Feb. 16, 2008
33	California	106-73	Mar. 3, 2005
33	Oregon State	96-63	Feb. 18, 2006
32	USC	79-47	Feb. 2, 1984
30	USC	99-69	Feb. 3, 2005
27	Oregon State	91-74	Jan. 27, 2007
26	Oregon	88-62	Jan. 19, 1985
25	California	96-71	Jan. 12, 1980
25	UCLA	90-65	Jan. 9, 1986
25	USC	91-66	Feb. 26, 1998
25	California	86-61	Feb. 20, 1999
25	USC	84-59	Jan. 6, 2005
25	Arizona State	91-66	Mar. 2, 2006

Largest Losses

All-Time

Margin	Opponent	Score	Date
55	at Arizona	61-116	Dec. 20, 1988
52	UCLA	48-100	Jan. 5, 1974
45	at Stanford	60-105	Jan. 19, 2002
40	at California	39-79	Jan. 16, 1960
40	at UCLA	64-104	Feb. 18, 1978
40	Oregon State	66-106	Feb. 18, 1989
39	Arizona	71-110	Dec. 20, 1987
39	at UCLA	70-109	Feb. 12, 1972
37	at Gonzaga	39-76	Dec. 29, 1943
37	at USC	69-106	Feb. 25, 1967

Pacific-10 Conference (since 1979)

Margin	Opponent	Score	Date
55	at Arizona	61-116	Dec. 20, 1988
45	at Stanford	60-105	Jan. 19, 2002
40	Oregon State	66-106	Feb. 18, 1989
39	Arizona	71-110	Dec. 20, 1987
34	at Arizona	51-85	Feb. 15, 1992
33	at Arizona	62-95	Mar. 3, 1994
32	at Stanford	55-87	Jan. 10, 1991
32	at California	64-96	Feb. 24, 1983
32	at Stanford	57-89	Feb. 18, 1999
32	at Arizona State	57-89	Feb. 10, 2001
32	at Arizona State	57-89	Jan. 9, 2003

Winning Streaks

All Games

Margin	Streak	Dates
1.	26 Games	Feb. 14, 1938- Jan. 21, 1939
2.	21 Games	Dec. 19, 1952- Feb. 21, 1953
3.	20 Games	Feb. 18, 1921- Feb. 3, 1922
4.	18 Games	Dec. 26, 1928- Feb. 23, 1929
5.	17 Games	Dec. 13, 1935- Feb. 15, 1936
6.	16 Games	Dec. 1, 1932- Jan. 21, 1933
7t.	15 Games	Feb. 24, 1911- Mar. 2, 1912
7t.	15 Games	Dec. 18, 1930- Jan. 26, 1931
7t.	15 Games	Jan. 7- Feb. 12, 1944
7t.	15 Games	Nov. 18, 1975- Jan. 15, 1976

Home Games

Margin	Streak	Dates
1.	32 Games	Jan. 29, 2004- Dec. 29, 2005
2.	25 Games	Jan. 18, 1930- Mar. 6, 1931
3t.	23 Games	Mar. 6, 1920- Feb. 3, 1922
3t.	23 Games	Mar. 3, 1950- Dec. 29, 1951
3t.	23 Games	Jan. 5, 1952- Mar. 7, 1953
3t.	23 Games	Jan. 9, 1932- Jan. 14, 1933
7.	19 Games	Dec. 14, 1909- Feb. 24, 1913
8t.	18 Games	Feb. 14, 1938- Mar. 3, 1939
8t.	18 Games	Mar. 12, 1983- Jan. 3, 1985
10.	17 Games	Dec. 13, 1935- Dec. 11, 1936

Road Games

Margin	Streak	Dates
1.	13 Games	Dec. 26, 1928- Jan. 25, 1930
2t.	11 Games	Jan. 28, 1935- Feb. 15, 1936
2t.	11 Games	Dec. 5, 1975- Feb. 12, 1976
4.	10 Games	March 1938- Dec. 30, 1938
5t.	7 Games	Dec. 1, 1951- Jan. 12, 1952
5t.	7 Games	Jan. 2, 1953- Feb. 14, 1953

Pac-10 Games (Regular Season) (since 1979)

Margin	Streak	Dates
1t.	10 Games	Feb. 12, 2004 - Jan. 6, 2005
2.	8 Games	Feb. 9, 2006 - Current
2t.	7 Games	Mar. 12, 1983 - Jan. 21, 1984
2t.	7 Games	Jan. 4 1986 - Jan. 30, 1986
4.	6 Games	Jan. 2, 1982 - Jan. 16, 1982
5t.	5 Games	Feb. 16, 1985 - Mar. 9, 1985
5t.	5 Games	Jan. 13, 1996 - Feb. 1, 1996
5t.	5 Games	Jan. 28, 1999 - Feb. 11, 1999

Pac-10 Home Games (since 1979)

Margin	Streak	Dates
1.	17 Games	Jan. 29, 2004 - Dec. 29, 2005
2.	11 Games	Mar. 12, 1983 - Jan. 3, 1985
3.	10 Games	Feb. 12, 1998 - Feb. 6, 1999
4.	8 Games	Feb. 9, 1985 - Jan. 30, 1986
5.	7 Games	Jan. 2, 1982 - Feb. 6, 1982

Pac-10 Road Games (since 1979)

Margin	Streak	Dates
1.	4 Games	Feb. 16, 2006 - Current
2t.	3 Games	Jan. 2, 1984 - Jan. 14, 1984
2t.	3 Games	Mar. 4, 1984 - Jan. 10, 1985
2t.	3 Games	Feb. 16, 1985 - Mar. 9, 1985
2t.	3 Games	Jan. 4, 1986 - Jan. 18, 1986
2t.	3 Games	Jan. 15, 1998 - Jan. 29, 1998
2t.	3 Games	Jan. 17, 2004 - Feb. 5, 2004
2t.	3 Games	Feb. 26, 2004 - Jan. 6, 2005

Losing Streaks

All Games

Margin	Streak	Dates
1t.	9 Games	Jan. 31, 1941 - Feb. 24, 1941
1t.	9 Games	Dec. 4, 1953 - Jan. 8, 1954
1t.	9 Games	Feb. 27, 1994 - Dec. 21, 1994
1t.	9 Games	Jan. 2, 194 - Feb. 3, 1994
5.	8 Games	Feb. 8, 2001 - Mar. 8, 2001
6.	7 Games	5 times, last Jan. 31 - Feb. 23, 1991

Pac-10 Games (since 1979)

Margin	Streak	Dates
1.	12 Games	Feb. 27, 1993 - Feb. 3, 1994
2.	9 Games	Feb. 26, 1994 - Jan. 14, 1995
3.	8 Games	Feb. 8, 2001 - Mar. 8, 2001
4.	7 Games	Jan. 31, 1991 - Feb. 23, 1991
5t.	6 Games	Feb. 24, 1979 - Jan. 5, 1980
5t.	6 Games	Feb. 18, 1982 - Jan. 8, 1983
5t.	6 Games	Mar. 8, 1987 - Jan. 16, 1988
5t.	6 Games	Jan. 8, 2000 - Jan. 27, 2000

Pac-10 Home Games (since 1979)

Margin	Streak	Dates
1.	7 Games	Jan. 8, 2000 - Feb. 26, 2000
2.	6 Games	Feb. 27, 1993 - Feb. 3, 1994
3t.	4 Games	Mar. 10, 1994 - Jan. 7, 1995
3t.	4 Games	Feb. 23, 1992 - Jan. 21, 1993
3t.	4 Games	Jan. 19, 1991 - Feb. 23, 1991

Pac-10 Road Games (since 1979)

Margin	Streak	Dates
1.	13 Games	Jan. 20, 2001 - Feb. 9, 2002
2.	11 Games	Feb. 8, 1987 - Feb. 20, 1988
3.	10 Games	Jan. 13, 1979 - Dec. 2, 1980
4t.	9 Games	Feb. 27, 1982 - Feb. 10, 1983
4t.	9 Games	Feb. 26, 1994 - Feb. 16, 1995
6.	8 Games	Feb. 23, 2002 - Mar. 1, 2003
7t.	7 Games	Mar. 9, 1989 - Feb. 11, 1990
7t.	7 Games	Jan. 31, 1991 - Jan. 23, 1992

OVERTIME / EXHIBITION GAMES

All-Time UW Overtime Games (42-54)

- 1918** Oregon 23, Washington 22
1921 at California 33, Washington 32
1922 Oregon State 31, Washington 27
1924 at California 32, Washington 31
 at California 28, Washington 25
1930 Washington 32, Washington State 29
1936 at Washington State 36, Washington 35
1946 Oregon 54, Washington 52
1948 at Washington State 62, Washington 58 (2OT)
1952 Washington 52, at California 50
1953 Washington 99, California 88
1954 Brigham Young 89, Washington 79
1955 at Brigham Young 69, Washington 64
 Washington 58, Oregon State 57
 Washington 54, at Oregon 52
1956 at Oregon 53, Washington 51
 Washington 70, at Idaho 63
1957 Washington 65, at Oregon 63
1958 Oregon 87, Washington 83
1959 at Colorado 70, Washington 63
 at USC 80, Washington 74
1961 Brigham Young 65, Washington 63
 at Stanford 61, Washington 58
 Washington 59, California 58
 at California 52, Washington 51
 Washington 70, Idaho 65
1963 Stanford 63, Washington 62 (2OT)
1964 Washington 69, Oregon 67 (2OT)
1965 Washington State 78, Washington 74 (2OT)
1966 Stanford 83, Washington 78
 Washington 80, California 79
1969 Washington 74, at California 73
1970 Washington 76, Stanford 73
 Washington 77, USC 72 (2OT)
 at California 91, Washington 86
1971 at Montana State 90, Washington 89
 Washington 93, Oregon State 85
1972 at Stanford 85, Washington 80
1973 at Oregon 69, Washington 65
1974 Wichita State 87, Washington 79
 Washington 84, Oregon 82
1977 Nebraska 59, Washington 58
 at Oregon 73, Washington 68
1980 Washington 71, Toledo 70
 at Stanford 79, Washington 78
1981 Texas Tech 98, Washington 85 (2OT)
 Washington 63, at USC 61
 Oregon State 97, Washington 91
 at Arizona 68, Washington 66
1982 Washington 73, USC 72
 Washington 60, at Arizona 57
1983 at Washington State 72, Washington 70 (2OT)
1984 Washington 83, at Idaho 69 (3OT)
 Washington 63, Notre Dame 61 (2OT)
 Washington 89, UCLA 81 (3OT)
1985 Washington 59, at Texas Tech 57 (2OT)

- 1986** Washington 72, Tulsa 68
 McNeese State 96, Washington 92
 at UCLA 94, Washington 89
 California 78, Washington 72
1987 Washington 81, Oregon 74
 Washington 98, at Montana State 90
1988 California 84, Washington 82
 Washington 84, Stanford 82 (2OT)
1989 at Stanford 82, Washington 74
1990 Washington 80, Washington St. 79
1991 Washington 88, Oregon 86
 Washington 61, Nevada 60
1992 Washington 78, Washington State 73
1994 Montana 80, Washington 73
 at Oregon State 75, Washington 71
1995 at Kansas State 63, Washington 62
 at Arizona State 78, Washington 73
 Washington 74, at California 73
1996 Washington 80, at Arizona 79
 at UCLA 91, Washington 88
1998 Washington 68, Saint Mary's 65
 Washington 86, California 84
1999 Washington 86, Oregon 76
2000 New Mexico State 79, Washington 75
 USC 81, Washington 79
 Oregon 74, Washington 72
 Washington 74, Washington State 68
2001 Washington 77, Clemson 76
 Washington 70, Arizona State 68
 Washington 72, Oregon 71
2003 at Gonzaga 95, Washington 89
 Arizona 88, Washington 85
 Arizona State 79, Washington 77
2004 UCLA 86, Washington 84
 Washington 103, at Oregon State 99
2005 Washington 95, at Oregon 88
 Washington 95, vs. Arizona State 90
2006 Arizona 96, Washington 95 (2OT)
 at Stanford 76, Washington 67
 vs. Connecticut 98, Washington 92 (NCAA)
2007 at USC 86, Washington 79 (2OT)
 at California 77, Washington 69
2008 at Washington State 76, Washington 73 (2OT)



Former Husky player and current assistant coach Paul Fortier.

All-Time UW Exhibition Games (39-11)

- Jan. 28, 1953** UW 66, Universal Motel (AAU) 63, Honolulu
Jan. 30, 1953 UW 69, Universal Motel (AAU) 51, Honolulu
Dec. 1, 1964 UW 84, Alumni 71
Dec. 10, 1965 Alumni 83, UW 66
Dec. 29, 1965 Subpac 79, UW 78
Jan. 23, 1967 UW 75, Japanese National Team 72
Dec. 2, 1968 UW Varsity 67, UW Frosh 61
Nov. 24, 1969 UW Varsity 84, UW Frosh 52
Nov. 23, 1970 UW Varsity 121, UW Frosh 69
Feb 15, 1971 Athletes in Action 86, UW 73
Nov. 25, 1972 UW 73, Subpac 67
Dec. 28, 1972 UW 86, Subpac 77
Nov. 29, 1974 UW 107, Newcastle-Australia 75
Nov. 18, 1975 UW 82, Australian Nationals 61
Jan. 21, 1976 UW 96, Hawaii Service Team 75
Nov. 22, 1977 UW 88, Australian All-Stars 55
Nov. 23, 1983 Athletes in Action 74, UW 71
Nov. 23, 1984 UW 109, Meiji University (Japan) 48
Nov. 14, 1985 UW 73, Australian National Team 69
Nov. 11, 1986 UW 76, Eikeli (Norway) 73 (ot)
Nov. 16, 1987 Sydney/Illawarra (Australia) 88, UW 85
Nov. 23, 1988 Soviet National Team 102, UW 92
Nov. 8, 1989 UW 97, Canberra (Australia) 61
Nov. 19, 1990 UW 93, Brandt-Hagen (Germany) 79
Nov. 6, 1991 UW 90, Icelandic National Team 66
Nov. 19, 1992 UW 93, Canberra (Australia) 47
Nov. 18, 1993 UW 91, Son's Blue Angels 88
Nov. 26, 1993 UW 80, Illawarra (Australia) 50
Nov. 16, 1994 UW 68, New Zealand Nationals 60
Nov. 20, 1994 High Five America 83, UW 59
Nov. 16, 1995 Brewster Packing 79, UW 73
Nov. 20, 1995 UW 67, Townsville (Australia) 57
Nov. 14, 1996 UW 94, Brewster Packing 78
Nov. 20, 1996 UW 87, Silute (Lithuania) 70
Nov. 11, 1997 UW 88, Brewster Packing 87
Nov. 18, 1997 UW 107, Russian Nationals 60
Nov. 10, 1998 UW 79, Brewster Packing 72
Nov. 14, 1998 UW 85, Frankston Bayside (Australia) 63
Nov. 11, 1999 California All-Stars 94, UW 87
Nov. 14, 1999 UW 96, Mt. Gambier (Australia) 82
Nov. 10, 2000 UW 83, Seattle Pacific 81 (ot)
Nov. 14, 2000 UW 84, Brewster Packing 80
Nov. 2, 2001 UW 87, Brisbane (Australia) 43
Nov. 8, 2001 UW 81, Western Washington 76
Nov. 12, 2002 UW 68, Central Washington 60
Nov. 18, 2002 Athletes in Action 76, UW 59
Nov. 8, 2003 UW 89, EA Sports 78
Nov. 12, 2003 Athletes in Action 85, UW 76
Nov. 9, 2004 UW 92, Westmont College 52
Nov. 6, 2005 UW 114, Simon Fraser 48
Nov. 3, 2006 UW 108, Saint Martin's 74
Nov. 5, 2007 UW 86, Seattle Pacific 77

ALL-TIME VARSITY LETTERMEN

• A •

Adams, Pete 1993, '94
 Akins, Albert 1944
 Allen, Curtis 2001, '02, '03
 Allen, Sam 1994
 Amos, Mike 1995, '96
 Anderson, Arthur 1945
 Anderson, George 1924, '25
 Anderson, Ken 1945
 Antoncich, Mark 1933
 Antoncich, Pete 1932, '33
 Apeland, Don 1953
 Appleby, Ryan 2006, '07, '08
 Arnason, Hal 1948, '49, '50

• B •

Bakken, Lyle 1960, '61, '62.
 Ball, Reggie 1971, '72, '73
 Balmer, Jess 1916, '17
 Bantz, Mark 1969
 Barge, Bruce 1982, '83
 Barnard, Josh 2002
 Berenson, Milton 1928, '29
 Bergersen, Roberto 1995
 Bird, Bob 1942, '43
 Bird, George 1948
 Bird, Ron 1973
 Bishop, Ralph 1934, '35, '36
 Blowers, Paul 1945
 Boin, Bruno 1956, '57, '59
 Bolstad, Percy 1928, '29
 Bond, Jason 1998
 Bond, Jay 1968, '69, '70
 Booker, Jamie 1994, '95, '96, '97
 Boston, Bryant 1992, '93, '95, '96
 Brady, Eric 1988
 Brickner, Bruce 1964, '65, '66
 Brigham, Lance 1966, '67
 Brobst, Robert 1926, '27, '28
 Brockman, Jon 2006, '07, '08
 Brooks, Richard 1945, '46
 Broom, Gene 1971, '73, '74
 Brown, Bryan 1998, '99, '00, '01
 Brown, C.A. 1909
 Brown, Dion 1989, '90, '91
 Brown, Jeff 1990
 Brown, Keith 1961, '62
 Brown, Sterling 2001, '02
 Brown, Webster 1941
 Browning, George 1925
 Bryan, Bob 1954, '55, '56
 Bryan, Jim 1921, '22, '23
 Bryan-Amaning, Matthew 2008
 Buller, John 1967, '68, '69
 Bullock, Larry 1968, '69
 Burks, Steve 1979, '80, '81, '82
 Burmeister, Brandon 2004, '05, '06, '07
 Bums, Jack 1967
 Bye, Van 1970
 Byler, Archie 1912, '13

• C •

Cairney, Ralph 1930, '31, '32
 Caims, Doug 1919
 Caldwell, Dan 1980, '81, '82
 Caldwell, Ron 1987
 Carey, Senque 1999, '00
 Carmichael, Phil 1973
 Canovale, Norm 1945, '47, '48
 Carr, Dave 1966, '67, '68
 Case, Bruce 1970, '71, '72
 Caviezel, Tim 1991, '92
 Cipriano, Joe 1951, '52, '53
 Clark, Greg 1999, '00, '01

Clementson, C.C. 1910, '11
 Coaston, Lou 1957, '58, '59
 Cogley, J. Arnold 1925
 Codd, John 1944
 Coffee, Ben 2000, '01
 Cole, Clarence 1903
 Colman, T.C. 1909
 Cook, A. 1910, '11
 Cook, Dick 1933, '34, '35
 Cook, Erving 1918, '19, '20
 Conroy, Will 2002, '03, '04, '05
 Corell, Ed 1961, '62, '63
 Cornelius, Trent 1991, '93, '94
 Coshow, Jim 1954, '55, '56
 Crasford, Randle 1921, '22, '23
 Creveling, Joe 1945
 Crews, Dick 1956, '57, '58
 Crowe, Ron 1958, '59
 Cummins, Bob 1942

• D •

Dalquest, John 1926, '27, '28
 Dalthorp, Norman 1941, '42, '46
 Damon, Clay 1984, '85, '86, '87
 Dana, L. 1903
 Daniels, Don 1959
 Davidson, Jack 1914, '15, '16, '17
 Day, Jeffrey 2002, '03
 Dentmon, Justin 2006, '07, '08
 Deutsche, Dick 1916
 Dickau, Dan 1998, '99
 Didrickson, Scott 1992, '93, '94, '95
 Dixon, David 2000, '01, '02
 Dorland, Don 1957, '58, '59
 Dorr, Bob 1938, '39, '40
 Dorsey, Chester 1974, '75, '76, '77
 Dorsey, Pat 1937, '38, '39
 Douglas, John 1960, '61
 Draney, Ed 1938
 Duckering, William 1903
 Dudley, Charles 1971, '72
 Dunaway 1914
 Dunlap, William P. 1901, '02, '03

• E •

Easley, Dale 1961, '62,
 Eathorne, Les 1946, '47,
 Eckman, Bob 1947
 Eckman, Jim 1949
 Edwards, James 1974, '75, '76, '77
 Egge, Bob 1935, '36, '37
 Elliot, Will 1952, '53
 Engstrom, Bob 1948
 Enochs, Duane 1950, '51, '52
 Evenson, Steve 1985, '86

• F •

Fahnestock, Rob 1964, '66
 Faires, D.E. 1903
 Fancher, Jack 1913, '14, '15
 Femerling, Patrick 1996, '97, '98
 Fink, Mike 1971
 Fisher, Levi 1965, '66, '67
 Fleming, Bill 1940
 Fletcher, Matt 2005
 Flilfet, George 1941, '42
 Flowers, Bob 1963, '64, '65
 Ford, Doug 1942, '43
 Fortier, Paul 1983, '84, '85, '86
 Frankland, Charles 1921, '23
 Frayne, Dick 1923, '24, '25
 French, James 1991, '92
 Fronk, Bob 1978, '79, '80, '81
 Froude, Chester 1924
 Fuller, John 1931, '32, '33



Curtis Allen played for the Huskies from 2001-03.

• G •

Galer, Bob 1933, '34, '35
 Gannon, Jack 1935, '36, '37
 Gardner, Gary 1983, '84
 Gardner, Osborne 1923, '24
 Gasser, Hans 2004, '05, '06, '07
 Getaz, Jack 1944
 Gibbs, Rod 1946
 Gilbertson, Merlin 1942, '43, '47
 Gill, Bob 1945, '46
 Gilmur, Charles 1941, '43
 Gissberg, Bill 1942, '43
 Grant, George 1958, '59, '60
 Green, Thalo 1998, '99, '00, '01
 Greer, Jim 1957, '58
 Griffin, Andra 1978, '79, '80, '81
 Gritsch, Ernest 1929, '30, '31
 Gritsch, Tony 1927, '28
 Grondsahl, Dale 1943, '44
 Gross, Richard 1926
 Gudmundsson, Petur 1978, '79, '80
 Guisness, Frank 1950, '51, '52
 Gunlach, Ralph 1923, '24

• H •

Hack, Perry 1927, '28, '29
 Hale, Grattan 1925, '26
 Hall, Steve 1989, '90
 Halle, Roland 1953, '54
 Hamilton, Jason 1995, '96
 Hanover, Jack 1932, '33, '34
 Hansen, Lars 1973, '74, '75, '76
 Hanson Bill 1960, '61, '62
 Harris, Gordy 1965, '66, '67
 Hart, Charlie 1962, '63, '64
 Hartman, Jason 1995, '96
 Haug, Ron 1944
 Hawes, Jeff 1972, '73, '74
 Hawes, Spencer 2007
 Hawes, Steve 1970, '71, '72
 Hawken, David 1993, '94, '95
 Hayward, Mike 1988, '89, '90, '91
 Heaman, Bob 1932, '33
 Heller, William 1910
 Henson, LaDon 1946, '9, '50, '51
 Hermann, Jim 1964, '65, '67
 Hesketh, Bob 1923, '24, '25
 Hesketh, L. 1923
 Hess, Bart 1977, '78

Hill, Greg 1986, '87
 Hill, William 1902, '03,
 Holbrook, Paul 1918
 Holiday, Justin 2008
 Holman, Pete 1991
 Hosley, Rex 1911
 Houbregs, Bob 1951, '52, '53
 Hovde, Dave 1965, '66, '67
 Howard, Barry 1988, '89
 Howell, Byron 1982, '83
 Hudson, David 2003
 Huguenin, Dave 1967

• I •

Ide, Wilson 1918, '19
 Irvine, Earle 1958, '59, '61
 Irvine, George 1968, '69, '70
 Izzard, Dick 1939, '40

• J •

Jack, Greg 1975, '76
 Jackson, Larry 1975, '76
 Jackson, Steve 1980, '81, '82
 Jamieson, Cecil 1918, '19, '20
 Jaloff, Stan 1928, '29, '30
 James, Alfred 1926, '27, '28
 Jefferson, Keith 1949, '50, '51
 Jenkins, Anthony 1988, '89, '90
 Jensen, Mike 2003, '04, '05, '06
 Jewell, Earl 1925, '27
 Johnson, Alex 2004, '05
 Johnson, Bob 1965,
 Johnson, Hall 1927
 Johnson, Jerry 1954, '55
 Johnson, Michael 1998, '99, '00, '01
 Jones, Bobby 2003, '04, '05, '06
 Jorgenson, Bob 1945, '46, '47, '48

• K •

Kaps, Ryan 1990
 Kastner, Walter 1936
 Keane, Martin 1993
 Keeler, Otis 1912
 Kennedy, 1903
 King, Richard 1945
 Knight, Erroll 2002
 Koehler, David 1983, '84
 Koon, Charles 1952, '53
 Krell, Ken 1972
 Kuyper, Tim 1983, '84

ALL-TIME VARSITY LETTERMEN

• L •

Larsen, Gary 1968, '69
Lautenbach, Todd 1988, '89, '90, '91
Leask, Wallace 1941, '42, '43
Lee, Dick 1963, '64, '65
Lee, Hal 1932, '33, '34
Leep, Grant 1999, '00, '01, '02
Leichty, Roy 1903
Lemman, Robert 1945
Lewis, Bill 1977
Lewis, Evan 1921, '22, '23
Lindh, Bob 1940, '41, '42
Lindig, Harry 1903
Lindsay, 1904
Lockhart, Harry 1937, '38, '39
Lombard, Ken 1975, '76
Lopez, Alex 1995
Loube, Fred 1903
Loverich, Ed 1935, '36, '37
Lowe, John 1937
Luton, Deon 1997, '98, '99, '00
Lyles, Kenny 1979, '81, '82
Lynch, Jack 1964

• M •

MacCulloch, Todd 1996, '97, '98, '99
Mack, John 1961
Mallory, Jim 1944, '47, '48, '49
Manning, Rich 1992, '93
Mattila, Marty 1981
Mathews, Henry 1964, '65
Matzen, Steve 1977, '78, '79, '80
Mar, Alfred 1944
Massingale, C.J. 2001, '02, '03
McClain, Michael 1994, '95
McClary, Doug 1951, '52, '53
McClary, Harold 1928, '29, '30
McCutchen, Mike 1951, '52, '53
McDonald, Bill 1938, '39, '40
McFee, Joel 1913, '14, '15
McKinstry, Bob 1934, '36
McKnight, John 1973
McMillan, Don 1944, '45
Meekins, Doug 1990, '91, '92
Merrin, Dick 1934
Merritt, Brent 1990, '91
Metzger, Mark 1949
Millikan, Jim 1948
Mitchell, Charles 1940
Mitchell, Darren 1994
Monroe, Mike 1955
Moritz, Andrew 1999, '00
Morrell, Troy 1985, '86, '87
Morris, Bill 1955
Morris, Tim 2008
Morris, William 1941, '42, '43, '44
Moscatal, Al 1986, '87
Mossell, Jim 1971, '72
Murphy, Al 1958, '59, '60
Murphy, Ernest 1918

• N •

Nairn, Chandler 1992, '93
Names, Clint 1959, '60, '61
Nance, Lynn 1964, '65
Neff, Jack 1931
Neill, Mike 1976, '77, '78
Nelson, Gary 1955, '56
Nelson, Harry 1940, '41, '42
Nelson, Louie 1971, '72, '73
Nelson, Ned 1930, '31, '32
Nelson, Perry 1944
Nelson, Phil 2007
Nichols, Jack 1944, '47, '48

Nicholson, Leo 1920, '21
Niva, Roger 1960, '61, '62
Nordstrom, Erik 1986
Nordstrom, Lloyd 1931

• O •


Oliver, Adrian 2007
Olsen, Ron 1954, '55, '56
Olsen, Steve 1964, '65, '66
Olson, Oscar 1911, '12, '13
O'Neil, Don 1944
Opacich, Andy 1947, '48, '49
O'Railey, 1903
Ostenson, Gary 1967, '68
Ostling, Ed 1933
Overton, Venoy 2008

• P •

Pagett, Brett 1992, '93
Pariseau, John 1957, '58, '59
Parker, Chris 1976
Parsons, Dean 1952, '53, '54, '55
Parthemer, Russ 1949, '50, '51
Paterson, Hunt 1935, '36, '37
Patnoe, Ron 1954, '55, '56
Paul, Ron 1962, '63
Peebles, Clint 1962, '63, '64
Perkins, Doyle 1954, '55, '56
Perkins, Prentiss 1993
Perkins, Will 2000, '01
Peny, Virgil 1930, '31, '33
Peters, Albert 1923
Peterson, Arthur 1929, '30
Pope, Mark 1992, '93
Pomfret, Jack 1946
Pondexter, Quincy 2007, '08
Porter, LaMoyné 1961
Potter, Zane 2004, '05, '06
Pounds, Larry 1974, '75
Price, Ray 1972, '73, '74
Priess, Newell 1938

• Q •

Quigg, John 1971, '73



Ray Price played for Washington from 1972-74.

• R •

Rabel, 1910
Ramsey, Clarence 1974, '75, '76
Randall, George C. 1902
Rashad, Amir 1990, '91, '92, '94
Recasner, Eldridge 1987, '88, '89, '90
Reese, Robert 1937, '38
Reiten, Dick 1960, '61, '62
Riddle, Stanley 1916, '17
Riva, Blake 1983
Roake, Steve 1993
Roberson, Andy 1993 '94, '95, '96
Roberts, Dan 1947
Robinson, Harold 1944
Robinson, Nate 2003, '04, '05
Robinson, Ralph 1913, '14, '15
Robinson, Tom 1988, '89
Rogers, Reggie 1983, '84, '85
Rollins, Hakeem 2004
Romar, Lorenzo 1979, '80
Rosenberg, Henry 1935, '36
Roy, Brandon 2003, '04, '05, '06
Rutherford, Eugene 1930

• S •

St. John, Harold 1925, '26, '27
St. John, John 1909, '10, '11
Sanford, Mark 1995, '96, '97
Sanor, Jeff 1987, '88, '89
Saunders, Scott 1917
Savage, Tony 1912, '13, '14, '15
Schively, Dick 1915, '16
Schlichting, Harold 1939, '40, '41
Schmidt, Warren 1958
Schrempf, Detlef 1982, '83, '84, '85
Schreuder, Otis 1914, '15
Schuss, Albert 1925, '26, '27
Schwabe, Eric 1985
Scott, Mark 1975, '76, '77, '78
Seilk, Harry 1919
Seilk, Heine 1921, '22
Sharp, Larry 1961, '62, '63
Sheaffer, Chuck 1943, '46, '47
Sheaffer, Robert 1940
Shelton, Marlon 1999, '00, '01, '03
Shimer, Pete 1984
Shoudy, Loyal 1902, '03
Sigurdsson, Flosi 1982, '83, '84, '85
Simmons, Tre 2004, '05
Slettedahl, Rick 1967, '68, '69
Smart, Doug 1957, '58, '59
Smith, Al 1974, '75, '76
Smith, Chris 1934
Smith, Don 1957
Smith, George 1916, '17
Smith, Joel 2005, '06, '08
Smith, Ralph 1917, '19, '20
Snider, Monty 1927, '28, '29
Sohns, Clinton 1919
Solibakke, Bruce 1956
Soriano, Louie 1949, '50, '51
Staat, Karl 1911, '12
Staat, Stan 1917
Staat, V.P. 1920
Stady, Bill 1956, '57, '58
Stewart, Don 1950, '51
Stewart, Kim 1975, '76, '77, '78
Stokes, Curt 1973, '74, '75
Stone, Rafael 1968, '69, '70
Sugg, E.E. 1909, '11
Sunitich, Don 1955, '56, '57
Supper, N.W. 1911
Sutton, Wayne 1912
Swanson, Henry 1929, '30, '31
Swygard, Kline 1931, '32

• T •

Talbot, Archie 1919, '20, '21
Tanner, Darrell 1983
Taylor, Bill 1943, '44, '47, '48
Taylor, J.D. 1985, '86, '87
Teats, Roscoe 1901, '02
Thompson, Chris 1996, '97, '98
Thompson, Don 1940
Thompson, 1903
Tillman, Paul 1970, '71, '72
Tripp, Don 1953, '54
Troyer, Michael 1969, '70, '71
Tuft, John 1956, '57
Tyrus, Jason 1993 '94

• V •

Vandenburgh, Bill 1945, '47, '48, '49
Vaughn, Alvin 1981, '82, '83, '84
Vaughn, Don 1978, '79, '80, '81
Vidato, Kevin 1984, '85, '86, '87
Voeglin, Karl 1954, '55, '56
Voelker, Bob 1940, '41
Voelker, Jack 1939, '40, '41
Voelker, Richard 1937, '38, '39

• W •

Wade, Lee 1951
Wagner, Charles 1935, '36, '37
Wagner, Clyde 1934, '35
Walcott, Chris 1997, '98, '99, '00
Walker, Stan 1977, '78, '79, '80
Wallace, Artem 2006, '07, '08
Wallace, Marc 1970
Waller, Frank 1901, '02, '03
Wand, Tom 1912, '13
Ward, Bill 1953
Ward, Jack 1950, '51
Washington, Anthony 2003, '04
Watling, Jeff 1988, '89
Watson, Brad 1980, '81, '82, '83
Watts, Donald 1996, '97, '98, '99
Weber, Joe 1932, '33, '34
Welp, Chris 1984, '85, '86, '87
Welts, Dick 1924
Werner, Ross 1936, '37, '38
West, Dave 1968, '69, '70
West, Harold 1930, '31
West, Mark 1987, '88, '89, '90
Westlake, Doug 1966, '67, '68
White, Sammy 1947, '48, '49
Willenborg, Dave 1969, '70, '71
Williams, Jamaal 2005, '06
Williams, Ron 1973, '74
Williams, Shag 1982, '84, '85, '86
Williams, 1910
Williamson, Roy 1938, '39
Wilson, Brad 1960
Wilson, David 1985, '86, '87, '88
Wilson, Steve 1962, '63, '64
Wolfinger, Joe 2008
Woods, Andy 1992 '94
Woods, James 1977, '78, '79, '80
Woods, Maurice 1991, '92, '93 '94
Woolcock, Patrick 1968, '69, '70
Wrenn, Doug 2002, '03
Wooten, Jan 1997, '98
Wyman, Don 1934, '35

• Y •

Youngblood, Quentin (see Rashad, Amir)

• Z •

Zevenbergen, Phil 1986, '87
Ziegenfuss, George 1937, '38, '39

HUSKY HONOR ROLL

All-America

1911	C.C. Clementson, g
1915	Anthony Savage, f
1920	Irving Cook, g
1928	Alfie James, g
1931	Ralph Cairney, g
1934	Hal Lee, g
1935	Bob Galer, f
1936	Bob Egge, g
1943	Bill Morris, g
1948	Jack Nichols, c
1953	* Bob Houbregs, c
1971	Steve Hawes, c
1972	Steve Hawes, c
1973	Louie Nelson, g
1976	James Edwards, c
2005	Nate Robinson, g (AP/NABC, 3rd)
2006	Brandon Roy, g

*Houbregs was a consensus All-America selection; he was also chosen NCAA Player of the Year by the Helms Athletic Foundation.

First Team All-Conference Picks by School (since 1916)

UCLA	107
Washington	84
USC	78
California	77
Stanford	73
Oregon	59
Oregon State	58
Arizona	46
Washington State	41
Arizona State	26

All-District (West Coast)

1950	Frank Guisness, f
1952	Bob Houbregs, c
1952	Frank Guisness, f
1953	Bob Houbregs, c
1955	Dean Parsons, c
1957	Doug Smart, f
1957	Bruno Boin, c
1958	Doug Smart, c
1959	Doug Smart, f
1959	Bruno Boin, c

1961	Bill Hanson, c
1971	Steve Hawes, c
1973	Louie Nelson, g
1977	James Edwards, c
1984	* Detlef Schrempf, f
1985	Detlef Schrempf, f
1986	* Chris Welp, c
	Paul Fortier, f
1987	Chris Welp, c
1993	Rich Manning, c
1996	Mark Sanford, f
1998	Todd MacCulloch, c
1999	Todd MacCulloch, c
2000	Deon Luton, g
2004	Brandon Roy, g
2005	Nate Robinson, g
	Tre Simmons, g
2006	Brandon Roy, g
2008	Jon Brockman, f

*District 8 Player of the Year.

Northwest Intercollegiate Athletic Association (1911–15)

1911	Oscar Olson, f
	C.C. Clementson, g
1912	Otis Keeler, g
	Tony Savage, c
	Karl Staatz, f
1913	C.A. Byler, f
	Tony Savage, c
1914	Jack Fancher, g
	Tony Savage, c

Pacific Coast Conference (1916–59)

1916	Jack Davidson, f
1917	Steve Staatz, g
1919	Irving Cook, g
1920	Irving Cook, g
1921	Henry Sielk, c
1922	Jammy Bryan, g
1923	J.R. Crawford, g
1924	Dick Welts, g
1925	Bob Hesketh, f
1926	Albert Schuss, f
1928	Alfred James, g

	Monty Snider, f
1929	Harold McClary, c
1930	Henry Swanson, f
1931	Ralph Cairney, g
	Henry Swanson, f
1932	Ralph Cairney, g
1933	Hal Lee, g
1934	Bob Galer, f
	Hal Lee, g
1935	Bob Galer, f
1936	Ralph Bishop, c
	Bob Egge, g
1937	Ed Loverich, f
1939	George Ziegenfuss, g
1943	Chuck Gilmur, c
	Bill Morris, g
1944	Al Akins, f
	Bill Morris, g
	Perry Nelson, f
	Jack Nichols, c
	Bill Taylor, g
1945	Bob Jorgenson, g
1946	Norm Dalthorp, g
1947	Jack Nichols, f
1948	Jack Nichols, f
	Sammy White, f
1949	Sammy White, f
1950	Lou Soriano, g
1951	Frank Guisness, f
	Bob Houbregs, c
1952	Frank Guisness, f
	Bob Houbregs, c
1953	Joe Cipriano, g
	Bob Houbregs, c
	Doug McClary, f
1954	Dean Parsons, f
1955	Dean Parsons, f
1956	Bruno Boin, c
1957	Doug Smart, c
1958	Doug Smart, c
1959	Doug Smart, c

Athletic Association of Western Universities (1960–68)

1960	Bill Hanson, f
1961	Bill Hanson, f
1962	Bill Hanson, c
1963	Ed Corell, f

Pacific-8 Conference (1969–78)

1970	George Irvine, f
1972	Steve Hawes, f
1973	Louie Nelson, g
1976	James Edwards, c
1977	James Edwards, c

Pacific-10 Conference (1979–present)

1981	Andra Griffin, f
1982	Dan Caldwell, f
1984	Detlef Schrempf, f
1985	Detlef Schrempf, f
	Chris Welp, c
1986	Paul Fortier, f
	* Chris Welp, c

1987	Chris Welp, c
	Phil Zevenbergen, f
1988	Eldridge Recasner, g
1989	Eldridge Recasner, g
1990	Eldridge Recasner, g
1993	Rich Manning, c
1996	Mark Sanford, f
1997	Mark Sanford, f
1998	Todd MacCulloch, c
	Deon Luton, g (HM)
1999	Todd MacCulloch, c
	Donald Watts, g (HM)
2000	Deon Luton, g (HM)
2002	Doug Wrenn, f
2004	Nate Robinson, g
	Brandon Roy, g (HM)
2005	Nate Robinson, g
	Tre Simmons, g
	Will Conroy, g (HM)
	Brandon Roy, g (HM)
2006	Brandon Roy, g
	Bobby Jones, g (HM)
	Jamaal Williams, f (HM)
2007	Jon Brockman, f
	Spencer Hawes, c (HM)
2008	Jon Brockman, f (2nd)

*Conference Player-of-the-Year

Pac-10 Coach of the Year (1976–present)

1982	Marv Harshman
1984	Marv Harshman
1996	Bob Bender
2005	Lorenzo Romar

Pac-10 Player of the Year (1976–present)

1986	Chris Welp
2006	Brandon Roy

Pac-10 Freshman of the Year (1979–present)

1984	Chris Welp
1988	Mike Hayward
1992	Mark Pope

Pac-10 Sixth Man of the Year (1984–87)

1986	Al Moscatel
------	-------------

Pac-10 All-Freshman (1984–present)


1984	* Chris Welp, c
1987	Eldridge Recasner, g
1988	* Mike Hayward, f
1992	* Mark Pope, f
1995	Mark Sanford, f
1996	Todd MacCulloch, c
1999	Senque Carey, g
2003	Nate Robinson, g
2003	Bobby Jones, f (HM)
2005	Joel Smith, g (HM)
2006	Jon Brockman, f
	Justin Dentmon, g
2007	Quincy Pondexter, f (HM)

*Conference Freshman-of-the-Year



Eldridge Recasner converted a UW-record 33 consecutive free throws in 1989.

HUSKY HONOR ROLL



Clint Names was the recipient of the Hec Edmundson Most Inspirational Award in 1961.

Pac-10 All-Newcomer (1981–1983, 1993–present)

1983	Reggie Rogers, c
1993	Prentiss Perkins, g
1994	Sam Allen, f
	Michael McClain, g
1995	Mike Amos, c
	Jason Hamilton, g
2002	* Doug Wrenn, g
2006	* Ryan Appleby, g

*Conference Newcomer-of-the-Year

Pac-10 All-Academic

1987	Clay Damon
1993	Brett Pagett
	Mark Pope
1994	Scott Didrickson
	Andy Roberson (HM)
1996	Andy Roberson (HM)
1997	Todd MacCulloch
	Chris Thompson (HM)
1998	Todd MacCulloch
	Chris Thompson
1999	Todd MacCulloch
	Chris Walcott (HM)
2000	Chris Walcott
2005	Hans Gasser (2nd)
2006	Hans Gasser (2nd)
2007	Hans Gasser (2nd)

Pac-10 Player of the Week (1984–present)

1984	Detlef Schrempf, Feb. 6
1985	Detlef Schrempf, Dec. 3
1986	Chris Welp, Jan. 13
	Chris Welp, Jan. 20
1987	Chris Welp, Feb. 2
1988	Eldridge Recasner, Jan. 25
1989	Mark West, Dec. 19
1991	Doug Meekins, Jan. 28
	Dion Brown, Mar. 5
1994	Maurice Woods, Feb. 7

1996	Mark Sanford, Jan. 29
1997	Mark Sanford, Feb. 3
1998	Todd MacCulloch, Dec. 1
	Todd MacCulloch, Jan. 29
	Donald Watts, Feb. 16
1999	Deon Luton, Nov. 30
	Todd MacCulloch, Jan. 18
	Deon Luton, Feb. 8
2002	Curtis Allen, Dec. 3
2004	Nate Robinson, Feb. 2
	Brandon Roy, Feb. 28
2005	Nate Robinson, Nov. 29
	Tre Simmons, Feb. 28
2006	Bobby Jones, Jan. 16
	Brandon Roy, Feb. 13
	Brandon Roy, Feb. 20
	Brandon Roy, Feb. 27
2007	Spencer Hawes, Dec. 26
	Jon Brockman, Feb. 12
2008	Jon Brockman, Nov. 19
	Jon Brockman, Dec. 24
	Jon Brockman, Jan. 21

Pac-10 All-Tournament Team

1987	Chris Welp & Phil Zevenbergen
2004	Nate Robinson
2005	Nate Robinson & Tre Simmons
2006	Brandon Roy

Team Awards

KJR Radio MVP

1984	Detlef Schrempf
1985	Detlef Schrempf
1986	Chris Welp
1987	Chris Welp
1988	Eldridge Recasner
1989	Eldridge Recasner
1990	Eldridge Recasner
1991	Dion Brown
1992	Rich Manning
1993	Rich Manning

1994	Amir Rashad & Maurice Woods
1995	Bryant Boston
1996	Jason Hamilton
1997	Jamie Booker
1998	Donald Watts
1999	Todd MacCulloch
2000	Deon Luton
2001	Will Perkins
2002	Doug Wrenn
2003	Will Conroy
2004	Nate Robinson & Brandon Roy
2005	Will Conroy & Nate Robinson
2006	Brandon Roy
2007	Jon Brockman
2008	Jon Brockman
1978	Bart Hess
1980	Steve Matzen
1981	Marty Mattila
1982	Dan Caldwell
1984	Pete Shimer
1986	Clay Damon
1987	Clay Damon
1988	Tom Robinson
1989	Tom Robinson
1990	Mike Hayward
1991	Pete Holman
1992	Mark Pope
1993	Brett Pagett & Mark Pope
1994	Scott Didrickson
1995	Scott Didrickson
1996	Chris Thompson
1997	Chris Thompson
1998	Chris Thompson
1999	Todd MacCulloch
2000	Thalo Green
2001	Thalo Green
2002	Grant Leep
2003	Marlon Shelton
2004	Alex Johnson
2005	Alex Johnson
2006	Hans Gasser
2007	Spencer Hawes
2008	Justin Dentmon

John Meyers Award (Defensive Player of the Year)

1986	Paul Fortier
1988	Troy Morrell
1989	Anthony Jenkins
1991	Mike Hayward
1993	Bryant Boston & Mark Pope
1994	Michael McClain
1995	Jason Hamilton & Michael McClain
1996	Jason Hamilton
1997	Patrick Femerling
1998	Patrick Femerling
1999	Greg Clark
2000	Greg Clark
2001	Marlon Shelton
2002	Will Conroy
2003	Anthony Washington
2004	Bobby Jones
2005	Bobby Jones
2006	Bobby Jones & Brandon Roy
2007	Artem Wallace
2008	Artem Wallace

101 Club Scholar/Athlete Award

1952	Doug McClary
1953	Doug McClary
1954	Bob Morris
1955	Bob Morris
1956	Bruno Boin
1957	Bruno Boin
1958	Dick Crews
1959	Bruno Boin
1960	Roger Niva
1961	Roger Niva
1962	Roger Niva
1963	Larry Sharp
1964	Jim Hermann
1965	Bob Flowers
1966	Lance Brigham
1967	Lance Brigham
1968	Rick Slettedahl
1969	John Buller & Rafael Stone
1970	Rafael Stone
1971	Mike Troyer
1972	Bruce Case
1973	Jeff Hawes
1974	Ray Price
1975	Al Smith
1976	Greg Jack
1977	Chester Dorsey

Hec Edmundson

(Most Inspirational Award)

1934	Hal Lee
1935	Bob Galer
1936	Ralph Bishop
1937	Robert Egge
1938	Ross Werner
1939	George Ziegenfuss
1940	Bill McDonald
1941	Harold Schlichting
1942	Robert Lindh
1943	Charles Gilmur
1944	William Morris
1945	Robert Jorgenson
1946	Robert Gill
1947	Merlin Gilbertson
1948	Bill Vandenburg
1953	Bill Ward
1954	Roland Halle
1955	Jerry Johnson
1956	Jim Coshow
1957	Dick Crews
1958	Dick Crews
1959	Al Murphy
1960	Bruno Boin
1961	Clint Names
1962	Keith Brown
1963	Larry Sharp
1964	Charlie Hart
1965	Lynn Nance
1966	Dave Hovde
1967	Dave Hovde
1968	Dave Carr
1969	Pat Woolcock
1970	Pat Woolcock
1971	Mike Troyer
1972	Bruce Case

HUSKY HONOR ROLL



Chester Dorsey earned the team's Wurster Award to the top hustler during the 1976 season.

- 1973 Louie Nelson
- 1974 Ray Price
- 1975 Larry Pounds
- 1976 Lars Hansen
- 1977 Steve Matzen
- 1978 Kim Stewart
- 1979 Lorenzo Romar
- 1980 Lorenzo Romar
- 1981 Don Vaughn
- 1982 Steve Burks
- 1983 Alvin Vaughn
- 1984 Flosi Sigurdsson
- 1985 Flosi Sigurdsson
- 1986 Al Moscatel
- 1987 Troy Morrell
- 1988 Troy Morrell
- 1989 Barry Howard
- 1990 Todd Lautenbach
- 1991 Todd Lautenbach
- 1993 Scott Didrickson
- 1994 Trent Cornelius
- 1995 Jamie Booker & Scott Didrickson
- 1996 Mike Amos & Andy Roberson
- 1997 James Wheeler
- 1998 Bryan Brown
- 1999 Bryan Brown
- 2000 Bryan Brown
- 2001 Bryan Brown
- 2002 Grant Leep
- 2003 Nate Robinson
- 2004 Curtis Allen
- 2005 Will Conroy
- 2006 Jones Smith
- 2007 Joe Wolfinger
- 2008 Joel Smith

Harshman Trophy (Top Rebounder)

- 1974 Larry Pounds
- 1975 James Edwards
- 1976 Lars Hansen
- 1977 James Edwards
- 1978 James Woods
- 1979 James Woods
- 1980 Stan Walker
- 1981 Dan Caldwell & Kenny Lyles
- 1982 Dan Caldwell

- 1983 Darrell Tanner & Detlef Schrempf
- 1984 Detlef Schrempf
- 1985 Detlef Schrempf
- 1986 Chris Welp
- 1987 Chris Welp
- 1988 Mark West
- 1989 Mark West
- 1990 Dion Brown
- 1991 Dion Brown
- 1992 Mark Pope
- 1993 Rich Manning
- 1994 Amir Rashad
- 1995 Mark Sanford
- 1996 Mark Sanford
- 1997 Mark Sanford
- 1998 Todd MacCulloch
- 1999 Todd MacCulloch
- 2000 Will Perkins
- 2001 Will Perkins
- 2002 David Dixon
- 2003 Doug Wrenn
- 2004 Brandon Roy
- 2005 Bobby Jones
- 2006 Jon Brockman
- 2007 Jon Brockman
- 2008 Jon Brockman

Tyee Sports Council Community Service

- 1990 Eldridge Recasner
- 1992 Scott Didrickson
- 1994 Scott Didrickson
- 1995 Bryant Boston
- 1996 Jason Hamilton
- 1998 Todd MacCulloch
- 1999 Todd MacCulloch & Donald Watts
- 2000 Chris Walcott
- 2001 Thalo Green
- 2002 Grant Leep
- 2003 Marlon Shelton
- 2004 Bobby Jones
- 2005 Nate Robinson
- 2006 Zane Potter
- 2007 Jon Brockman
- 2008 Jon Brockman

Playmaker Award

- 2004 Will Conroy
- 2005 Brandon Roy
- 2006 Brandon Roy
- 2007 Spencer Hawes
- 2008 Venoy Overton

Coaches Award

- 2004 Curtis Allen & Hans Gasser
- 2005 Tre Simmons
- 2006 Ryan Appleby
- 2007 Hans Gasser
- 2008 Jon Brockman & Darnell Gant

Industrial Award

- (Hardest Worker)
- 2004 Hakeem Rollins
 - 2005 Hakeem Rollins
 - 2006 Joe Wolfinger
 - 2007 Ryan Appleby
 - 2008 Quincy Pondexter

Brandon West Award

- (Walk-on of the Year)
- 1999 Andrew Moritz
 - 2000 Travis Duty
 - 2001 Sterling Brown
 - 2002 Sterling Brown
 - 2003 David Hudson
 - 2004 Brandon Burmeister & Zane Potter
 - 2005 Brandon Burmeister
 - 2006 Brandon Burmeister
 - 2007 Brandon Burmeister

Wurster Award

- (Top Hustler)
- 1968 Dave West
 - 1969 Dave Willenborg
 - 1970 Rafael Stone
 - 1971 Bruce Case
 - 1972 Jim Mossell
 - 1973 Ray Price
 - 1974 Larry Pounds
 - 1975 Lars Hansen

- 1976 Chester Dorsey
- 1977 James Edwards
- 1978 Steve Matzen
- 1979 Don Vaughn
- 1980 Dan Caldwell
- 1981 Kenny Lyles
- 1982 Dan Caldwell
- 1983 Detlef Schrempf
- 1984 Alvin Vaughn
- 1985 Shag Williams
- 1986 Troy Morrell
- 1987 Kevin Vidato
- 1988 Barry Howard
- 1989 Jeff Watling
- 1990 Brent Merritt
- 1991 Brent Merritt
- 1992 Brett Pagett
- 1993 Brett Pagett
- 1994 Jamie Booker
- 1995 Jamie Booker
- 1996 Jamie Booker
- 1997 Chris Thompson
- 1998 Thalo Green
- 1999 Donald Watts
- 2000 Thalo Green
- 2001 Thalo Green
- 2002 Grant Leep
- 2003 Bobby Jones
- 2004 Bobby Jones & Nate Robinson
- 2005 Bobby Jones & Nate Robinson
- 2006 Brandon Roy
- 2007 Jon Brockman
- 2008 Justin Holiday

KING-TV Most Improved

- 1961 Ed Corell
- 1962 Keith Brown
- 1963 Dale Easley
- 1964 Clint Peebles
- 1965 Gordon Harris
- 1966 Dave Hovde
- 1967 Dave Carr
- 1968 George Irvine



James Edwards was the Harshman Award winner in 1975 and 1977 as the team's top rebounder.

HUSKY HONOR ROLL

1969	Dave Willenborg
1970	Dave Willenborg
1971	Charles Dudley
1972	Charles Dudley
1973	Ray Price
1974	James Edwards
1975	James Edwards
1976	Ken Lombard
1977	Kim Stewart
1978	James Woods
1979	Peter Gudmundsson
1980	Bob Fronk
1981	Dan Caldwell
1982	Brad Watson
1983	Dave Koehler
1984	Tim Kuyper
1985	Paul Fortier
1986	Shag Williams
1987	Phil Zevenbergen
1988	Jeff Sanor
1989	Todd Lautenbach
1990	Dion Brown
1991	Doug Meekins
1992	Chandler Nairn
1993	Martin Keane
1994	Maurice Woods
1995	David Hawken
1996	Todd MacCulloch
1997	Deon Luton
1998	Jan Wooten
1999	Senque Carey
2000	Marlon Shelton
2001	David Dixon
2002	David Dixon
2003	Mike Jensen
2004	Mike Jensen, Hakeem Rollins & Tre Simmons
2005	Tre Simmons & Jamaal Williams
2006	Jamaal Williams
2007	Jon Brockman
2008	Quincy Pondexter

Team Captains

1902	William R. Hill
1903	William R. Hill
1904	Loyal Shoudy
1905	Bill McDonald
1906	Bill McDonald
1909	J.I. St. John
1910	C.C. Clementson
1911	C.C. Clementson
1912	Oscar Olson
1913	Archie Byler
1914	Tom Savage
1915	Joel McFree
1916	John Davidson
1917	John Davidson
1919	Irving Cook
1920	Irving Cook
1921	Arch Talbot
1922	James Bryan
1923	Evan Lewis
1924	Richard Frayn
1925	George Anderson
1926	Gratton Hale
1927	Al Schuss
1928	Alfie James
1929	Monty Snider
1930	Harold McClary
1931	Henry Swanson
1932	Ralph Cairney
1933	Pete Antoncich
1934	Hal Lee
1935	Bob Galer
1936	Ralph Bishop
1937	Charles Wagner
1938	Ross Werner
1939	George Ziegenfuss
1940	Bill McDonald
1941	Jack Voelker
1942	Bob Lindh
1943	Wally Leask



Frank Guisness was a team-co-captain in 1952 along with Mike McCutchen.

1944	Jack Nichols	1983	Brad Watson
	Bill Morris	1984	Alvin Vaughn
1945	Bill Vandenburg	1985	Detlef Schrempf
1946	Norm Dalthorp	1986	Shag Williams
1947	Charles Shaeffer		Paul Fortier
	Merlin Gilberton	1987	Phil Zevenbergen
1948	Jack Nichols		Kevin Vidato
1949	Bill Vandenburg	1988	Eldridge Recasner
1950	LaDon Henson	1989	Eldridge Recasner
1951	LaDon Henson	1990	Eldridge Recasner
1952	Mike McCutchen	1991	Dion Brown
	Frank Guisness	1992	Rich Manning
1953	Mike McCutchen		Andy Woods
1954	Don Tripp	1993	Rich Manning
1955	Dean Parsons	1994	Amir Rashad
1956	Jim Coshow		Jason Tyrus
	Ron Olson	1995	Scott Didrickson
1957	Bruno Boin	1996	Mike Amos
	Don Sunitsch		Jamie Booker
1958	Bill Stady		Bryant Boston
1959	Bruno Boin		Jason Hamilton
1960	Al Murphy	1997	Jamie Booker
1961	Clint Names	1998	Chris Thompson
1963	Ed Correll	1999	Todd MacCulloch
1964	Charlie Hart		Donald Watts
1965	Lynn Nance	2000	Thalo Green
1968	Dave Carr		Michael Johnson
1969	George Irvine		Deon Luton
1970	George Irvine		Chris Walcott
1971	Dave Willenborg	2001	Bryan Brown
	Mike Troyer		Greg Clark
1972	Steve Hawes		Thalo Green
1973	Louis Nelson		Michael Johnson
	Ron Ball		Will Perkins
1974	Ray Price	2002	Grant Leep
1975	Larry Pounds	2003	Marlon Shelton
1976	Clarence Ramsey	2004	Curtis Allen
1977	James Edwards		Will Conroy
	Chester Dorsey	2005	Will Conroy
1979	Steve Matzen	2006	Bobby Jones
1980	Steve Matzen		Brandon Roy
	Lorenzo Romar	2007	Jon Brockman
1981	Andra Griffin	2008	Jon Brockman
	Bob Fronk		Ryan Appleby
1982	Dan Caldwell		
	Kenny Lyles		



Tre Simmons was twice named the KING-TV Most Improved player for the Huskies.

1,000 POINT SCORERS

1 Chris Welp - 2,073 Points

Year	G	MIN	FG-A	Pct.	FT-A	Pct.	Reb.	Avg.	Ast	Blk	Stl	TP	Avg.
1984	31	947	135-237	.470	58-89	.652	192	6.2	42	28	11	328	16.8
1985	32	971	170-294	.578	75-108	.694	225	7.0	49	28	35	415	13.0
1986	31	1053	234-436	.537	133-177	.751	263	8.5	56	67	23	601	19.4
1987	35	1143	281-473	.594	167-226	.739	315	9.0	46	63	40	729	20.8
Totals	129	4114	820-1440	.569	433-600	.722	995	7.7	192	186	109	2073	16.1

2 Bob Houbregs - 1,774 Points

Year	G	MIN	FG-A	Pct.	FT-A	Pct.	Reb.	Avg.	Ast	Blk	Stl	TP	Avg.
1951	30	n/a	155-387	.401	98-131	.748	292	9.7	n/a	n/a	n/a	408	13.6
1952	28	n/a	189-440	.430	142-195	.728	298	10.6	n/a	n/a	n/a	520	18.6
1953	33	n/a	325-603	.539	196-264	.742	381	11.5	n/a	n/a	n/a	846	25.6
Totals	91	n/a	669-1430	.468	436-590	.739	971	10.7	n/a	n/a	n/a	1774	19.5

3 Todd MacCulloch - 1,743 Points

Year	G	MIN	FG-A	Pct.	FT-A	Pct.	Reb.	Avg.	Ast	Blk	Stl	TP	Avg.
1996	28	419	104-154	.675	38-59	.644	134	4.8	4	32	10	246	8.8
1997	28	614	163-241	.676	72-98	.735	204	7.3	12	25	17	398	14.2
1998	30	849	225-346	.650	107-152	.704	292	9.7	11	38	13	557	18.6
1999	29	904	210-317	.662	122-204	.595	345	11.9	24	47	29	542	18.7
Totals	115	2784	702-1058	.664	339-514	.660	975	8.5	51	142	69	1743	15.2

Note: Did not attempt a shot from 3-point range in career

4 Eldridge Recasner - 1,700 Points

Year	G	MIN	FG-A	Pct.	FT-A	Pct.	Reb.	Avg.	Ast	Blk	Stl	TP	Avg.
1987	35	1124	111-234	.474	69-99	.697	131	3.7	103	9	31	294	8.4
1988	28	1061	173-338	.512	105-128	.820	107	3.8	78	5	35	477	17.0
1989	28	1011	175-352	.497	106-128	.828	95	3.4	107	11	28	508	18.1
1990	26	981	142-326	.436	99-112	.884	101	3.9	88	3	24	421	16.2
Totals	117	4177	601-1250	.481	379-467	.812	434	3.7	376	28	118	1700	14.5

Note: 119 of 300 (.397) from 3-point range in career

5 James Edwards - 1,548 Points

Year	G	MIN	FG-A	Pct.	FT-A	Pct.	Reb.	Avg.	Ast	Blk	Stl	TP	Avg.
1974	25	n/a	68-160	.425	34-62	.548	115	4.6	n/a	n/a	n/a	170	6.8
1975	26	n/a	125-264	.473	70-129	.554	195	7.5	n/a	n/a	n/a	320	12.3
1976	28	811	205-392	.523	83-137	.606	200	7.1	38	n/a	n/a	493	17.6
1977	27	940	223-404	.552	119-184	.647	282	10.4	25	38	12	565	20.9
Totals	105	n/a	621-1220	.509	306-512	.598	792	7.5	n/a	n/a	n/a	1548	14.7

6 Steve Hawes - 1,516 Points

Year	G	MIN	FG-A	Pct.	FT-A	Pct.	Reb.	Avg.	Ast	Blk	Stl	TP	Avg.
1970	19	n/a	147-271	.542	90-131	.687	194	10.2	n/a	n/a	n/a	384	20.2
1971	28	n/a	213-405	.526	142-221	.643	386	14.8	n/a	n/a	n/a	568	20.3
1972	26	n/a	227-413	.550	110-158	.696	365	14.0	n/a	n/a	n/a	564	21.7
Totals	73	n/a	587-1089	.539	342-510	.671	945	12.9	n/a	n/a	n/a	1516	20.8

7 Louis Nelson - 1,504 Points

Year	G	MIN	FG-A	Pct.	FT-A	Pct.	Reb.	Avg.	Ast	Blk	Stl	TP	Avg.
1971	28	n/a	157-364	.431	173-219	.746	115	4.4	n/a	n/a	n/a	443	15.8
1972	26	n/a	144-328	.439	105-137	.766	99	3.8	n/a	n/a	n/a	393	15.1
1973	29	n/a	241-509	.473	186-242	.769	116	4.0	n/a	n/a	n/a	668	23.0
Totals	83	n/a	542-1201	.451	464-598	.776	330	4.0	n/a	n/a	n/a	1504	18.1

8 Deon Luton - 1,488 Points

Year	G	MIN	FG-A	Pct.	FT-A	Pct.	Reb.	Avg.	Ast	Blk	Stl	TP	Avg.
1997	28	476	60-144	.417	13-23	.565	51	1.8	31	3	7	159	5.7
1998	30	1011	166-415	.400	54-74	.730	68	2.3	74	16	26	461	15.4
1999	29	900	136-310	.439	93-118	.788	61	2.1	59	18	23	416	14.3
2000	30	987	156-386	.404	80-127	.630	103	3.4	39	27	31	452	15.1
Totals	117	3374	518-1254	.413	240-342	.702	283	2.4	203	64	87	1488	12.7


Note: 212 of 573 (.370) from 3-point range in career

9 Doug Smart - 1,478 Points

Year	G	MIN	FG-A	Pct.	FT-A	Pct.	Reb.	Avg.	Ast	Blk	Stl	TP	Avg.
1957	26	n/a	181-360	.503	132-206	.641	329	12.7	n/a	n/a	n/a	494	26.0
1958	26	n/a	211-479	.441	105-183	.574	349	13.4	n/a	n/a	n/a	527	20.3
1959	26	n/a	183-360	.508	91-144	.632	373	14.3	n/a	n/a	n/a	457	17.6
Totals	78	n/a	575-1199	.480	328-533	.615	1051	13.5	n/a	n/a	n/a	1478	18.9




Chris Welp
1984-87



Bob Houbregs
1951-53




Todd MacCulloch
1996-99



Eldridge Recasner
1987-90



James Edwards
1974-77




Steve Hawes
1970-72



Louis Nelson
1971-73



Deon Luton
1997-2000



Doug Smart
1957-59

1,000 POINT SCORERS



Brandon Roy
2003-06



Detlef Schrempf
1982-85



Bill Hanson
1960-62



Bruno Boin
1956-59




Paul Fortier
1983-86



Clarence Ramsey
1974-76



Mark Sanford
1995-97



George Irvine
1968-70



Andra Griffin
1978-81

10 Brandon Roy - 1,477 Points

Year	G	MIN	FG-A	Pct.	FT-A	Pct.	Reb.	Avg.	Ast	Blk	Stl	TP	Avg.
2003	13	224	30-60	.500	18-37	.486	38	2.9	13	3	4	79	6.1
2004	31	938	144-300	.480	106-135	.785	164	5.3	102	11	37	400	12.9
2005	26	629	131-232	.565	63-85	.741	129	5.0	58	26	16	332	12.8
2006	33	1046	228-449	.508	171-211	.810	186	5.6	135	26	46	666	20.2
Totals	103	2837	533-1041	.512	358-468	.765	517	5.0	308	49	103	1477	14.3

Note: 53 of 154 (.344) from 3-point range in career

11 Detlef Schrempf - 1,449 Points

Year	G	MIN	FG-A	Pct.	FT-A	Pct.	Reb.	Avg.	Ast	Blk	Stl	TP	Avg.
1982	28	314	33-73	.452	26-47	.553	56	2.0	13	2	3	92	3.3
1983	31	958	124-266	.466	81-113	.717	211	6.8	44	8	17	329	10.6
1984	31	1186	195-362	.539	131-178	.736	230	7.4	93	12	32	521	16.8
1985	32	1180	191-342	.558	125-175	.714	255	8.0	134	20	17	507	15.8
Totals	122	3638	543-1043	.521	363-513	.708	752	6.2	284	42	69	1449	11.9

12 Bill Hanson - 1,425 Points

Year	G	MIN	FG-A	Pct.	FT-A	Pct.	Reb.	Avg.	Ast	Blk	Stl	TP	Avg.
1960	28	n/a	165-313	.527	130-198	.657	228	8.1	n/a	n/a	n/a	460	16.4
1961	26	n/a	138-273	.505	148-190	.780	178	6.8	n/a	n/a	n/a	424	16.3
1962	26	n/a	197-394	.500	147-195	.754	250	9.6	n/a	n/a	n/a	541	20.8
Totals	80	n/a	500-980	.510	425-583	.729	656	8.2	n/a	n/a	n/a	1425	17.8

13 Bruno Boin - 1,336 Points

Year	G	MIN	FG-A	Pct.	FT-A	Pct.	Reb.	Avg.	Ast	Blk	Stl	TP	Avg.
1956	26	n/a	146-336	.399	156-215	.726	247	9.5	n/a	n/a	n/a	448	17.2
1957	26	n/a	165-390	.423	162-219	.740	283	10.9	n/a	n/a	n/a	492	18.9
1959	26	n/a	137-346	.395	122-154	.792	302	11.6	n/a	n/a	n/a	396	15.2
Totals	78	n/a	448-1072	.418	440-588	.748	832	10.5	n/a	n/a	n/a	1336	17.1

14 Paul Fortier - 1,326 Points

Year	G	MIN	FG-A	Pct.	FT-A	Pct.	Reb.	Avg.	Ast	Blk	Stl	TP	Avg.
1983	29	645	85-188	.452	37-62	.597	141	4.9	22	12	11	207	7.1
1984	31	819	118-232	.509	47-74	.635	140	4.5	59	17	29	283	9.1
1985	32	1163	156-288	.542	110-163	.675	205	6.4	82	11	35	422	13.2
1986	28	1009	151-306	.493	112-160	.700	201	7.2	70	16	21	414	14.8
Totals	120	3636	510-1014	.503	306-459	.667	687	5.7	233	56	96	1326	11.1

15 Clarence Ramsey - 1,323 Points

Year	G	MIN	FG-A	Pct.	FT-A	Pct.	Reb.	Avg.	Ast	Blk	Stl	TP	Avg.
1974	26	n/a	183-373	.491	52-71	.732	104	4.0	n/a	n/a	n/a	418	16.1
1975	26	n/a	194-417	.465	75-99	.758	116	4.5	n/a	n/a	n/a	463	17.8
1976	28	811	195-387	.504	52-71	.732	80	2.9	50	n/a	n/a	442	15.8
Totals	80	n/a	572-1177	.486	179-241	.743	300	3.8	n/a	n/a	n/a	1323	16.5

16 Mark Sanford - 1,318 Points

Year	G	MIN	FG-A	Pct.	FT-A	Pct.	Reb.	Avg.	Ast	Blk	Stl	TP	Avg.
1995	26	711	155-362	.428	44-73	.603	149	5.7	27	18	26	378	14.5
1996	28	809	179-389	.460	73-112	.652	171	6.1	31	22	39	463	16.5
1997	28	927	185-382	.484	83-119	.698	225	8.0	61	26	30	477	17.0
Totals	82	2447	519-1133	.458	200-304	.658	545	6.6	119	66	95	1318	16.1

Note: 80 of 273 (.293) from 3-point range in career

17 George Irvine - 1,314 Points

Year	G	MIN	FG-A	Pct.	FT-A	Pct.	Reb.	Avg.	Ast	Blk	Stl	TP	Avg.
1968	26	n/a	144-255	.565	102-139	.734	197	7.6	n/a	n/a	n/a	390	15.0
1969	26	n/a	161-302	.533	67-98	.683	196	7.5	n/a	n/a	n/a	404	15.6
1970	26	n/a	194-337	.576	132-166	.795	175	6.7	n/a	n/a	n/a	520	20.0
Totals	78	n/a	499-894	.558	301-403	.747	568	7.3	n/a	n/a	n/a	1314	16.8

18 Andra Griffin - 1,294 Points

Year	G	MIN	FG-A	Pct.	FT-A	Pct.	Reb.	Avg.	Ast	Blk	Stl	TP	Avg.
1978	27	406	77-169	.467	22-39	.564	73	2.7	10	11	4	176	6.5
1979	25	615	119-274	.434	49-74	.662	122	4.9	29	6	18	287	11.5
1980	28	597	125-247	.506	56-79	.709	115	4.1	20	6	14	306	10.9
1981	27	898	210-361	.582	105-137	.766	154	5.7	9	9	17	525	19.4
Totals	107	2516	531-1051	.505	232-329	.705	464	4.3	68	32	53	1294	12.1

1,000 POINT SCORERS

19 Nate Robinson - 1,283 Points

Year	G	MIN	FG-A	Pct.	FT-A	Pct.	Reb.	Avg.	Ast	Blk	Stl	TP	Avg.
2003	23	576	120-260	.462	41-57	.719	89	3.9	52	0	26	300	13.0
2004	31	833	138-309	.447	87-102	.853	121	3.9	84	3	53	409	13.2
2005	35	1101	188-406	.463	136-174	.782	135	3.9	159	6	61	574	16.4
Totals	89	2510	446-975	.457	264-333	.793	345	3.9	295	9	140	1283	14.4

Note: 127 of 365 (.348) from 3-point range in career

20 Jon Brockman - 1,226 Points

Year	G	MIN	FG-A	Pct.	FT-A	Pct.	Reb.	Avg.	Ast	Blk	Stl	TP	Avg.
2006	33	605	88-166	.530	40-55	.727	167	5.1	21	3	31	216	6.5
2007	32	921	175-318	.550	103-156	.660	307	9.6	35	4	24	453	14.2
2008	32	1009	237-442	.536	94-181	.519	370	11.6	35	8	21	568	17.8
2009	in progress												
Totals	97	2535	500-926	.540	237-392	.605	844	8.7	91	15	76	1237	12.8

Note: Scheduled to be a senior in 2008-09

21 Bobby Jones - 1,226 Points

Year	G	MIN	FG-A	Pct.	FT-A	Pct.	Reb.	Avg.	Ast	Blk	Stl	TP	Avg.
2003	27	514	48-119	.403	53-69	.768	111	4.1	28	12	21	153	5.7
2004	31	760	130-228	.570	87-131	.664	153	4.9	25	17	37	348	11.2
2005	34	865	133-261	.510	85-125	.680	190	5.6	57	13	36	382	11.2
2006	33	874	113-239	.473	88-118	.746	163	4.9	43	17	40	343	10.4
Totals	125	3013	424-847	.501	313-443	.707	617	4.9	153	59	134	1226	9.8

Note: 65 of 177 (.367) from 3-point range in career

22 Stan Walker - 1,175 Points

Year	G	MIN	FG-A	Pct.	FT-A	Pct.	Reb.	Avg.	Ast	Blk	Stl	TP	Avg.
1977	27	645	105-235	.447	25-36	.694	114	4.2	36	5	24	235	8.7
1978	27	728	121-278	.435	35-46	.761	142	5.3	51	4	22	277	10.3
1979	27	893	153-316	.484	33-47	.702	142	5.3	63	5	22	339	12.6
1980	28	821	150-295	.508	24-28	.857	158	5.6	63	8	35	324	11.6
Totals	109	3087	529-1124	.471	117-157	.745	556	5.1	213	22	103	1175	10.8

23 Donald Watts - 1,158 Points

Year	G	MIN	FG-A	Pct.	FT-A	Pct.	Reb.	Avg.	Ast	Blk	Stl	TP	Avg.
1996	28	471	24-108	.222	32-51	.627	46	1.6	40	3	19	85	3.0
1997	27	749	74-206	.359	70-97	.722	93	3.4	71	5	23	239	8.9
1998	30	991	156-328	.476	170-238	.714	117	3.9	107	14	48	506	16.9
1999	25	791	103-236	.436	90-127	.709	92	3.7	92	5	26	328	13.1
Totals	110	3002	357-878	.407	362-513	.706	348	3.2	310	27	116	1158	10.5

Note: 82 of 237 (.346) from 3-point range in career

24 Will Conroy - 1,113 Points

Year	G	MIN	FG-A	Pct.	FT-A	Pct.	Reb.	Avg.	Ast	Blk	Stl	TP	Avg.
2002	29	362	23-67	.343	21-33	.636	45	1.6	46	1	23	72	2.5
2003	27	776	115-252	.456	84-111	.757	97	3.6	108	1	33	343	12.7
2004	31	835	117-260	.450	104-146	.712	81	2.6	142	0	20	380	12.3
2005	34	1047	109-239	.456	70-92	.761	113	3.3	219	3	27	318	9.4
Totals	121	3020	364-818	.445	279-382	.730	336	2.8	515	5	103	1113	9.2

Note: 106 of 320 (.331) from 3-point range in career

25 Dean Parsons - 1,101 Points

Year	G	MIN	FG-A	Pct.	FT-A	Pct.	Reb.	Avg.	Ast	Blk	Stl	TP	Avg.
1952	21	n/a	12-48	.250	11-27	.407	54	2.6	n/a	n/a	n/a	35	1.7
1953	33	n/a	36-111	.324	84-142	.592	166	5.0	n/a	n/a	n/a	156	4.7
1954	26	n/a	128-297	.431	173-281	.616	310	11.9	n/a	n/a	n/a	429	16.5
1955	25	n/a	146-330	.442	189-271	.697	346	13.8	n/a	n/a	n/a	481	19.2
Totals	105	n/a	322-786	.410	457-721	.634	876	8.3	n/a	n/a	n/a	1101	10.5

26 Frank Guisness - 1,070 Points

Year	G	MIN	FG-A	Pct.	FT-A	Pct.	Reb.	Avg.	Ast	Blk	Stl	TP	Avg.
1950	29	n/a	116-400	.290	69-n/a	n/a	n/a	n/a	n/a	n/a	n/a	301	10.4
1951	30	n/a	142-398	.357	108-164	.659	112	3.7	n/a	n/a	n/a	392	13.1
1952	31	n/a	138-405	.340	101-139	.727	147	4.7	n/a	n/a	n/a	377	12.2
Totals	90	n/a	396-1203	.329	278-n/a	n/a	n/a	n/a	n/a	n/a	n/a	1070	11.9




Nate Robinson
2003-05



Jon Brockman
2006-present



Bobby Jones
2003-06



Stan Walker
1977-80



Donald Watts
1996-99



Will Conroy
2002-05



Dean Parsons
1952-55



Frank Guisness
1952-55


1,000 POINT SCORERS



Jack Nichols
1944-48



Ray Price
1972-74



Mike Hayward
1988-91



Dion Brown
1989-91



Gordy Harris
1965-76



Bryant Boston
1992-96

27 Jack Nichols - 1,067 Points

Year	G	MIN	FG-A	Pct.	FT-A	Pct.	Reb.	Avg.	Ast	Blk	Stl	TP	Avg.
1944	32	n/a	n/a	n/a	n/a	n/a	n/a	n/a	n/a	n/a	n/a	n/a	n/a
1947	24	n/a	n/a	n/a	n/a	n/a	n/a	n/a	n/a	n/a	n/a	n/a	n/a
1948	34	n/a	n/a	n/a	n/a	n/a	n/a	n/a	n/a	n/a	n/a	505	14.8
Totals	90	n/a	n/a	n/a	n/a	n/a	n/a	n/a	n/a	n/a	n/a	1067	11.9

28 Ray Price - 1,064 Points

Year	G	MIN	FG-A	Pct.	FT-A	Pct.	Reb.	Avg.	Ast	Blk	Stl	TP	Avg.
1972	26	n/a	86-170	.506	65-89	.730	121	4.7	n/a	n/a	n/a	237	9.1
1973	29	n/a	187-376	.497	77-99	.778	263	9.1	n/a	n/a	n/a	451	15.6
1974	26	n/a	153-319	.480	70-86	.814	176	6.8	n/a	n/a	n/a	376	14.5
Totals	81	n/a	426-865	.492	212-274	.774	560	6.9	n/a	n/a	n/a	1064	13.128

29 Mike Hayward - 1,058 Points

Year	G	MIN	FG-A	Pct.	FT-A	Pct.	Reb.	Avg.	Ast	Blk	Stl	TP	Avg.
1988	29	895	139-294	.473	113-140	.807	145	5.0	59	10	25	406	14.0
1989	28	784	97-197	.492	45-60	.750	114	4.1	82	3	22	269	9.6
1990	28	634	46-106	.434	52-69	.754	78	2.8	40	3	14	146	5.2
1991	28	816	71-157	.452	78-101	.772	116	4.1	58	6	29	237	8.5
Totals	113	3129	353-754	.468	288-370	.778	453	4.0	239	22	90	1058	9.4

Note: 64 of 154 (.416) from 3-point range in career

30 Dion Brown - 1,056 Points

Year	G	MIN	FG-A	Pct.	FT-A	Pct.	Reb.	Avg.	Ast	Blk	Stl	TP	Avg.
1989	28	844	122-261	.467	48-87	.552	143	5.1	57	10	42	304	10.9
1990	28	851	128-260	.492	60-89	.674	184	6.6	35	4	31	317	11.3
1991	28	1024	163-338	.482	88-129	.682	227	7.9	73	5	54	435	15.5
Totals	84	2719	413-859	.481	196-305	.643	554	6.6	165	19	127	1056	12.6

Note: 34 of 107 (.318) from 3-point range in career

31 Gordy Harris - 1,054 Points

Year	G	MIN	FG-A	Pct.	FT-A	Pct.	Reb.	Avg.	Ast	Blk	Stl	TP	Avg.
1965	25	n/a	72-162	.444	57-82	.695	208	8.3	n/a	n/a	n/a	201	8.0
1966	25	n/a	172-351	.490	90-145	.620	197	7.9	n/a	n/a	n/a	434	17.4
1967	25	n/a	156-316	.493	107-148	.721	208	8.3	n/a	n/a	n/a	419	16.8
Totals	75	n/a	400-829	.483	254-375	.677	613	8.2	n/a	n/a	n/a	1054	14.1

32 Bryant Boston - 1,010 Points

Year	G	MIN	FG-A	Pct.	FT-A	Pct.	Reb.	Avg.	Ast	Blk	Stl	TP	Avg.
1992	20	449	44-108	.407	20-29	.690	38	1.9	37	4	22	110	5.5
1993	24	588	61-149	.409	19-32	.594	44	1.8	40	19	32	147	6.1
1995	27	915	162-364	.445	47-68	.691	87	3.2	54	16	67	397	14.7
1996	28	892	145-338	.429	43-68	.632	83	3.0	58	12	43	356	12.7
Totals	99	2844	412-959	.430	129-197	.655	252	2.5	189	51	164	1010	10.2

Note: 57 of 203 (.281) from 3-point range in career

BANK OF AMERICA ARENA RECORDS

Individual Records

Points Scored

UW 49, Bob Houbregs vs. Idaho, 1/10/53
 OPP 38, Steve Johnson, Oregon St., 1/24/81
 38, Stuart House, Washington St., 1/5/80

Field Goals Made

UW 19, Bob Houbregs vs. Idaho, 1/10/53
 OPP 17, Mario Bennett, Arizona State, 3/2/95

Free Throws Made

UW 18, (of 20), Louie Nelson vs. Oregon State, 3/3/73
 OPP 17, (of 18), Ike Diogu, Arizona State, 2/24/05

3-Point Field Goals Made

UW 6, Tre Simmons vs. Oregon State, 1/15/05
 6, Tre Simmons vs. USC, 2/3/05
 6, Tre Simmons vs. Arizona State, 2/24/05
 6, Ryan Appleby vs. Loyola Marymount, 11/25/05
 6, Ryan Appleby vs. Southern Utah, 12/4/06
 6, Ryan Appleby vs. Arizona State, 1/6/07
 OPP 6, Bennie Seltzer, Wash. State, 3/13/93
 6, Jawann Mclellan, Arizona, 1/4/07

Rebounds

UW 30, Ed Correll vs. Oregon, 2/24/62
 OPP 23, David Greenwood, UCLA, 1/6/78

Assists

UW 15, Chester Dorsey vs. UCLA, 2/22/75
 15, Curtis Allen vs. Arizona State, 1/10/02
 OPP 13, Gary Payton, Oregon State, 2/18/89

Steals

UW 7, Mike Hayward vs. Arizona, 1/3/91
 7, Brent Merritt vs. Southern Cal, 2/28/91
 7, Joel Smith vs. Sacred Heart, 12/22/04
 OPP 8, Don Collins, Washington State, 1/5/80

Blocked Shots

UW 7, David Dixon vs. Santa Clara, 11/24/01
 OPP 7, Todd Anderson, Washington St., 1/9/88

Team Records

Points Scored

UW 130, vs. Chico State, 12/1/92
 OPP 110, Arizona, 12/20/87 & 1/10/98

Field Goal Percent

UW .676 (48-71) vs. Chico State, 12/1/92
 OPP .700 (42-60) Arizona, 12/20/87

Free Throw Percent

UW 1.000 (13-13) vs. Seattle Pacific, 12/23/76
 OPP 1.000 (10-10), Seattle University, 12/10/77

3-Point Field Goals Percent

UW .769 (10-13) vs. Washington State, 1/21/96
 OPP .786 (11-14), Arizona, 12/20/87

3-Point Field Goals

UW 17 (of 33), vs. Nicholls State, 11/13/06
 OPP 11 (of 14), Arizona, 12/20/87
 11 (of 20), Arizona, 1/4/07

Rebounds

UW 85, vs. Idaho, 12/2/69
 OPP 66, California, 1/12/70

Free Throws

UW 40 (of 55), vs. Washington State, 3/9/67
 OPP 32 (of 34), Idaho, 12/1/81

Field Goals

UW 48 (of 87), vs. UCLA, 2/22/75
 48 (of 72), vs. Chico State, 12/1/92
 OPP 45 (of 78), UCLA, 1/5/74

Assists

UW 36, vs. UCLA, 2/22/75
 OPP 31, Oregon State, 2/18/89

Blocked Shots

UW 14, vs. Santa Clara, 11/24/01
 OPP 11, Wake Forest, 12/23/77

Steals

UW 21, vs. Sacred Heart, 12/22/05
 OPP 17, Arizona, 2/5/89

Washington High Point Games

No.	Opponent	Date	Score
1.	Chico State	Dec. 1, 1992	130-67
2.	Grambling	Dec. 27, 1974	117-90
3.	Portland	Nov. 24, 1990	115-80
4.	Sacred Heart	Dec. 22, 2004	114-53
5.	Montana State	Dec. 12, 1975	113-79
6.	Hawaii	Jan. 28, 1966	111-52
7t.	Lewis-Clark State	Dec. 4, 1980	110-80
7t.	Boise State	Dec. 6, 1974	110-76
7t.	Houston	Dec. 24, 2004	110-63
10.	Oregon State	Jan. 15, 2005	108-68

Opponent High Point Games

No.	Team	Date	Score
1t.	Arizona	Dec. 20, 1987	110-71
1t.	Arizona	Jan. 10, 1998	110-91
3.	Oregon State	Feb. 18, 1989	106-66
4t.	UCLA	Jan. 5, 1974	100-48
4t.	UCLA	Feb. 19, 1972	100-83
6t.	Oregon State	Jan. 24, 1981 (ot)	97-91
6t.	UCLA	Feb. 25, 1988	97-87
8.	Arizona	Jan. 4, 2007	96-87
9t.	California	Jan. 12, 1970	94-64
9t.	UCLA	Mar. 1, 1998	94-95



The Huskies' homecourt has welcomed numerous basketball legends, including famed DePaul coach Ray Meyer (pictured with Marv Harshman.)